2018 District 10 4-H Spring Round-Up Guide

April 19-21, 2018

Fredericksburg, TX

The Texas A&M AgriLife Extension Service provides equal access in its programs, activities, education and employment, without regard to race, color, sex, religion, national origin, disability, age, genetic information, veteran status, sexual orientation or gender identity.

Table of Contents:

Schedule.....3

General Rules.....4

Range & Pasture ID, Range Evaluation, Mohair Judging, Wool Judging and Soil Judging.....7

Leaders 4 Life.....13

Duds to Dazzle.....24

Fashion Show & Storyboard.....43

Share-the-Fun.....70

Livestock Judging.....81

Small Bore Rifle Contest.....86

Maps.....91

Spring Round-Up Schedule

Please note these are registration times. For a more detailed schedule please refer to each contests page.

Thursday, April 19, 2018

8:00 am Range & Pasture ID and Range Evaluation

1:30 pm Mohair & Wool Judging

1:30 pm Leaders 4 Life

Friday, April 20, 2018

7:30 am Soil Judging

8:30 am Duds to Dazzle

9:00 am Fashion Storyboards Due (Gillespie Co. Office)

12:45 pm Fashion Show

3:00 pm Share-The-Fun

Saturday, April 21, 2018

7:30 am Livestock Judging (Bandera, TX)
Small Bore Rifle Contest (Victoria, TX)

General Rules

General Rules

AGE DIVISIONS:

There will be three age divisions. Divisions for all District Contests are determined as the age as of August 31, 2017. The age divisions are as follows *(except for Leaders 4 Life and Smallbore Rifle):*

- Juniors – 3rd Grade (and 8 years old) – 5th Grade
- Intermediates – 6th – 8th Grade
- Seniors – 9th- 12th Grade

Age Divisions for ***Small Bore Rifle*** are as follows:

- Junior – 3rd-5th Grade (as of August 31, 2017)
- Junior/Intermediate – 6th-7th Grade
- Intermediate – 8th Grade
- Seniors – 9th-12th Grade

Juniors may move up to the Junior/Intermediate or Junior/Intermediate up to Intermediate age division when participating on a team that has true intermediates (based on grades listed above) on it. **No one may move up to the Senior age division.**

REGISTRATION:

Registration will be conducted on 4-H Connect. Each member of a team will be required to register themselves.

Cost of Registration:

- $10 per contest entered for the following contests:
  - Range & Pasture ID
  - Range Evaluation
  - Mohair Judging
  - Wool Judging
  - Leaders 4 Life
  - Soil Judging
  - Duds to Dazzle
  - Fashion Show
  - Fashion Storyboard
  - Share-The-Fun
  - Small Bore Rifle
- $20 for Livestock Judging (this will include a meal)

Registration Period:

- **Regular Registration will be open on 4-H Connect March 8-20, 2018.**
- Late Registration will be from March 21-23, 2018 ONLY for an additional $25 fee**.**

No refunds will be given for any District Contest Registration.

ADVANCING TO DISTRICT (contest entry limits or restrictions):

Team Contests for the most part do not have a limit on the number of teams that can advance to District (except as noted below). **If it is a team contest that allows individuals, please note that only two individuals per age division will be allowed at District**. That means that if you have three individuals than they must be combined into a team in order to compete at the District level

Fashion Show – 2 individuals per category/per age division can advance to District

Volunteers Needed from Each County Per Contest:

If a county has entries in a contest, they should be able to provide at least one volunteer to assist in the contest.

- Range Evaluation and Pasture ID – 2 volunteers per county.
- Wool and Mohair Judging – 1 volunteer per county.
- Duds to Dazzle – 1 volunteer per county.
- Fashion Show – 2 volunteers per county.
- Share-The-Fun – 2 volunteers per county.
- Livestock Judging – 1 volunteer per county.

Soil Judging, Range & Pasture ID, Range Evaluation, Mohair Judging, and Wool Judging Packet

MEMORANDUM

TO: District 10 County Extension Agents

FROM: Kathleen Greer, District Extension Administrator; Megan Logan, District 10 4-H Specialist

SUBJECT: 2018 District 10 4-H April Judging Contests

DATE: Thursday, April 19, 2018 – Range Evaluation, Pasture ID, Wool & Mohair Judging @ the Gillespie County Fairgrounds, Fredericksburg, TX

Friday, April 20, 2018 – Soil Judging @ the Gillespie County Fairgrounds, Fredericksburg, TX

REGISTRATION: **Registration on 4-H Connect as follows:**

- **Range Evaluation, Pasture ID, Wool & Mohair Judging, Soil Judging:**
  - Regular Registration: March 8th – March 20th, 2018. You will need to register under the following event: "2017-2018 District 10 Spring Round-Up."
  - Late Registration: March 21-23, 2018 ONLY

COST:
Regular Registration: $10 per individual
LATE Registration: $35.00 per individual
*****This is the regular registration cost plus a $25 late fee*****

If counties are paying for participant registration fees with a county check, please make payments directly to *Texas 4-H Foundation.* Please include a report of the participants you are paying for with the check so proper credit can be made!

VOLUNTEER FORM DUE: **March 23, 2018 to the District Office**

AGE DIVISIONS: There will be three age divisions for all Judging Contests. Age division is determined by the 4-H'ers birthday as of August 31, 2017.

- Juniors – 3rd Grade (and 8 years old) – 5th Grade
- Intermediates – 6th – 8th Grade
- Seniors – 9th- 12th Grade

TEAM/ INDIVIDUAL: Counties may enter as many teams and up to 2 individuals in judging contests in each age division. All youth entered in each age division will be eligible for high point individual awards.

MATERIALS: Answer packets/placing cards will be provided for all participants at the judging contests. Contestants will be required to bring two (2) #2 pencils and one clipboard.

VOLUNTEERS TO ASSIST WITH CONTESTS: All of the District Judging Contests will need additional volunteers to help as group leaders, tabulators, etc. Agents will need to recruit **TWO (2)** and CONFIRM volunteers who can serve in these roles.

CONTEST SCHEDULE AND ASSIGNMENTS		
Contest	**Location/Time**	**Assignments**
Thursday, April 19, 2018		
Range & Pasture ID **Range Evaluation**	Gillespie County Fairgrounds 530 Fair Drive Fredericksburg, TX 78624 8:00 a.m. Registration 8:30 a.m. Range & Pasture ID Begins 9:30 a.m. Range Evaluation Begins 1:30 p.m. Awards	**Superintendents:** Pascual Hernandez Sam Womble **Committee:** Beth McMahon Daphne Richards Dwight Sexton **Additional Agents Assigned to Assist:** Michael Haynes Troy Luepke Wayne Morse **Facilities:** Taylor Osbourn/Brad Roeder

Mohair & Wool Judging	Gillespie County Fairgrounds 530 Fair Drive Fredericksburg, TX 78624 1:30 p.m. Registration 2:00 p.m. Orientation 2:30 p.m. Contest begins 5:30 p.m. Awards ***Schedule is tentative – subject to change***	**Superintendents:** Roy Walston **Committee:** Jason Fleming **Additional Agents Assigned to Assist:** Wayne Morse Chris Wiemers Stephen Zoeller **Facilities:** Taylor Osbourn/Brad Roeder
Friday, April 20, 2018		
Soil Judging	Gillespie County Fairgrounds 530 Fair Drive Fredericksburg, TX 78624 ***Location is subject to change for actual contest*** Will be announced close to the actual contest. 7:30 a.m. Registration	**Superintendents:** Troy Luepke David Rodriguez

Additional Information for District Judging Contests

New this year: teams will be allowed to judge in both Mohair and Wool Judging, as well as both Range Evaluation and Pasture ID. If your teams are interested in doing this, please register them in both contests. If a team qualifies in both contests, we will be asking them to decide which one they will be competing in at State Round-Up at the completion of the contest.

Mohair Judging and Evaluation - Superintendent, Roy Walston, Kerr County. Judge two classes of mohair and complete an evaluation form on each class. Evaluate 20 fleeces for grade, staple length and yield.

Range & Pasture Grass Identification - Superintendent, Pascual Hernandez, Sutton County. Identify and classify 40 to 50 live or mounted grass specimens according to their life span, season of growth, origin, and grazing value for livestock and wildlife. A grass list is available from Dr. Barron Rector.

Range Evaluation - Superintendent, Pascual Hernandez, Sutton County. Team entry of 3 or 4 members. Contestants identify 20 to 40 range plants; determine use, condition, site and practices for range area; and evaluate four range plots. A master plant list is available from Dr. Barron Rector.

Soil Judging - Superintendent, Troy Luepke, Comal County. Judge four soil profiles with 20 minutes allowed for each. Determine the soil characteristics of the profiles and make interpretations based on observation.

Wool Judging & Evaluation - Superintendent, Roy Walston, Kerr County. Judge two classes of wool and complete an evaluation form on each class. Evaluate 20 fleeces for grade, staple length and yield. **Please note there are some changes to the Wool Contest, we are waiting on some clarification on those changes and then will distribute them District wide.**

If you have any questions about any of the judging contests, registering participants through 4-H CONNECT or the volunteer forms, please contact the District Office.

Enclosures

- Volunteers to Assist with Judging Contests

_____

County

Due to District Office by

March 23, 2018

District 10 4-H
PO Box 1849
Uvalde, TX 78802-1849
PHONE: 830-278-9151
FAX: 830-278-4008
e-mail: Isabel.Hernandez@ag.tamu.edu and **mmlogan@ag.tamu.edu**

*The persons listed below have been confirmed to assist at the **Range, Pasture ID, Wool, Mohair or Soils Contests.** Please circle the contest they have agreed to help with.*

Name, Mailing Address and e-mail	***Circle Contest(s) Volunteer Will Assist***
	Pasture ID Mohair Range Soils Wool
	Pasture ID Mohair Range Soils Wool
	Pasture ID Mohair Range Soils Wool
	Pasture ID Mohair Range Soils Wool
	Pasture ID Mohair Range Soils Wool

Leaders 4 Life Packet

MEMORANDUM

TO: District 10 County Extension Agents

FROM: Kathleen Greer
District Extension Administrator

Megan Logan
Extension Program Specialist
4-H Youth Development

SUBJECT: 2017-2018 DISTRICT 10 4-H LEADERS 4 LIFE SKILLATHON CONTEST

Enclosed you will find the information for the 2017-2018 District 10 4-H Leaders 4 Life Skillathon Contest.

Date: Thursday, April 19, 2018
12:30 pm Committee Arrival & Set-up
1:30 pm Contestant Check-in
1:45 pm Orientation and Contest Begins
Please note. A specific contest schedule depends upon the number of teams entered and will be released after entries are due.

Location: First Baptist Fredericksburg
1407 E. Main Street
Fredericksburg, TX 78624

Deadlines:

Due to the District Office on <u>March 23, 2018</u>

- Service Learning Information Page for the Senior Age Division!!
  - A short paragraph explaining your project. 3-4 sentences
- Promotional Piece for the Junior/Intermediate Age Divisions!!

Please contact the District 10 Office if you have any questions.

COMMITTEE

Mellanie Mickelson, Chair
Rachel Bauer
Charla Bading
Kailey Hunt

District Contest Information

Date: Thursday, April 19, 2018
12:30 pm Committee Arrival & Set-up
1:30 pm Contestant Check-in
1:45 pm Orientation and Contest Begins
Please note. A specific contest schedule depends upon the number of teams entered and will be released after entries are due.

Location: First Baptist Fredericksburg
1407 E. Main Street
Fredericksburg, TX 78624

DISTRICT 10 4-H LEADERS FOR LIFE SKILLATHON

General Rules

PLEASE READ ALL RULES CLOSELY!

OVERVIEW

The Leaders 4 Life Skillathon contest focuses on leadership, parliamentary procedure, and service learning and/or 4-H promotion. Local 4-H clubs are encouraged to begin the process by creating a leadership project group or developing their officers into a team to learn basic leadership skills, parliamentary procedure, service learning, and the importance of promoting 4-H to recruit new members. Counties may also use their County 4-H Council members to create a team.

GENERAL RULES & GUIDELINES

1. **Membership**. Participants must be 4-H members currently enrolled in a Texas 4-H & Youth Development county program and actively participating in a leadership project.

2. **Age Divisions**. There will be two (2) age divisions in this contest: Junior/Intermediate and Senior.
   Age divisions will follow Texas 4-H Guidelines and are as follows:
   (Grade as of August 31, 2017)

Division	Grades
Junior/Intermediate	3rd-8th Grade
Senior	9th-12th Grade

   Please note that Juniors/Intermediates are **NOT** allowed to advance to the Senior Division

3. **Advancement to State Contest**. Three (3) Seniors team will advance to the state contest at Texas 4-H Roundup. Only Senior teams are eligible for advancement to Texas 4-H Roundup.

4. **Entries per County and Members per Team**. There is no limit to the number of teams a county may enter. Each team will consist of four (4) to six (6) members in the same age division.

5. **Contest Resources**. There are numerous resources for this contest. The Texas 4-H website has a Leaders 4 Life page with additional materials at the following link:
   http://texas4-h.tamu.edu/project_leadership/leaders

   The website has teaching materials for agents/volunteers, as well as study materials for 4-H members. Most of the study materials are available for download for free on the L4L website, there are also additional materials that are not available online, and those are listed below.

   There is a complimentary copy at each County Extension Office of the following resources:
   Dunbar's Parliamentary Procedure Made Easy
   Dunbar's Meeting Procedure Guide
   Dunbar's Guide For Making Motions
   Dunbar's Parliamentary Procedure Glossary
   Additional copies may be purchased by the 4-H member and/or county at the following website:
   http://parlipro.northwest.net/

   The 4-H members and/or county will need to purchase at least one resource:
   Robert's Rules of Order, 10th edition

Contest Procedures

CONTEST COMPONENTS

There are three (3) components to the Leaders 4 Life Skillathon for both the Junior/Intermediate Age Division and the Senior Age Division. The contest components are listed below.

Age Division	Contest Components		
Senior	Parliamentary Procedure Demonstration	Question & Answer Session	Service Learning Interpretation Portion Includes interview questions
Junior/ Intermediate	Parliamentary Procedure Demonstration	Question & Answer Session	Promotional Piece

PARLIAMENTARY PROCEDURE DEMONSTRATION PROCEDURES

- Each team will consist of four (4) to six (6) members, including at a minimum the president, vice president, secretary, and treasurer. Up to two additional team members can be in any position—such as reporter or recreation leader—or just as members of the club. Officer positions are determined by the team in advance.

- The teams will present a simulated 4-H meeting no longer than the specified time for their age division. Five points will be deducted from the average score for every minute over the time limit. That is, if a senior age division meeting goes over 20 minutes, the team will receive a 5-point deduction; over 21 minutes a 10-point deduction, over 22 minutes a 15-point deduction, and so on. The deductions will be handled in tabulation. The timekeeper will keep track of the length of presentations and provide the information for tabulation.

Age Division	Parliamentary Procedure Demonstration Time Limit
Senior	20 minutes
Junior/Intermediate	15 minutes

- Two examples of problems are provided to help teams prepare.

- The teams will be given problems to incorporate into the demonstration (see samples include in this letter). A skeleton agenda will also be provided at the event. The teams must demonstrate all actions on the score sheet (required motions). They must incorporate the required motions into their demonstration, even if they are not listed in the contest problem. The additional problems may incorporate any of the motions listed below for the respective age division.

Age Division	Number Of Problems To Incorporate Into Demonstration	Required Motions To Incorporate Into Demonstration	The Problems May Incorporate Any Of These Motions:
Senior	3 problems	Main motion Amend a motion Division of the assembly Lay on the table Take from the table Withdraw a motion	Put a motion before the assembly (main motion) Lay on the table Amend a motion Division of the assembly Take from the table Withdraw a motion Division of a question Refer a motion to a committee Rise to a point of order Appeal the decision of the chair Previous question Rescind a motion Reconsider a motion Postpone a motion definitely Postpone a motion indefinitely Object to the consideration of the question
Junior/ Intermediate	1 problem	Main motion Amend a motion	Division of the assembly Lay on the table Take from the table Withdraw a motion

- Each team must provide its own minutes, treasurer's report, letter of communication, and committee report. Prepared scripts are not allowed. Contest officials will check these materials before the team enters the planning room and collect them at the end of its presentation.

- Before the demonstration, each team will have 15 minutes to discuss the order of business and the problems of new business with fellow teammates in the planning room. No coaches, parents, agents, or other 4-H members not part of the team will be allowed in the planning room. Contestants may make notes on their agendas during the planning time.

- Use of the gavel: The gavel is a symbol of authority. It is used by the president to maintain order and keep the meeting running smoothly. To use the gavel properly, the president should stand squarely and firmly on both feet, grasp the handle of the gavel firmly, and rap the table or gavel block authoritatively, with well-spaced taps. The gavel is used to:
    - Call the meeting to order—two taps
    - Tell members to be seated—one tap
    - Ask all members to rise—three taps
    - Maintain order—several taps
    - Follow the announcement of the result of a vote—one tap (this is a special rule for 4-H and supersedes the rules in Robert's Rules of Order)
    - Adjourn or recess the meeting—one tap (if desired)

- The maximum of number of points for this section of the contest is 100 points.

QUESTION & ANSWER SESSION ON PARLIAMENTARY PROCEDURE CONTEST PROCEDURES

- Each Junior/Intermediate and Senior team will be asked ten (10) questions.
- Each member of the team must answer at least one (1) question and no more than three (3) questions.
- Team members will answer questions in this order: president, vice president, secretary, treasurer, member, and member.
- The team will choose who will answer the remaining questions before they are read.
- Each contestant must begin response within 10 seconds and complete the answer within 1 minute.
- Each question is worth up to 10 points, for a maximum score of 100 points for this section.

Age Division	Questions Will Be Based On The Following Resources:
Senior	*Robert's Rules of Order, 10th edition* *Dunbar's Parliamentary Procedure Made Easy (blue workbook)* *Dunbar's Meeting Procedure Guide (blue)* *Dunbar's Guide For Making Motions (yellow)* *Dunbar's Parliamentary Procedure Glossary (green)*
Junior/ Intermediate	*Dunbar's Meeting Procedure Guide (blue)* *Dunbar's Guide For Making Motions (yellow)* *Dunbar's Parliamentary Procedure Glossary (green)*

SERVICE LEARNING INTERPRETATION PIECE CONTEST PROCEDURES

- **This section of the contest is for Seniors only.**
- Teams submit a very simple document that asks the name of the project they are interpreting with a short paragraph (3 to 4 sentences max.) that describes the project.
- This document is not judged, but is to prepare the judging panel for an interview with the team.
- Judging Panel will ask interview questions of the team including, but not limited to, the project and how the 8 Steps of Service Learning (outlined on page 6 of "Use Your Hands… For Service" document) were utilized in their project.
- Interviews will last approximately 10 minutes and will be scored by the panel of judges (max 70 points)
- This document will be turned in before the Leaders 4 Life Skillathon for judging. It will be due on **March 23, 2018**

Total points possible for entire contest: 270

Senior Practice Problem #1

Unfinished Business

1. Take a motion from the table from the last business meeting.

New Business

Problem I

1. During this problem, accuracy of a vote is determined.
2. A member disagrees with a decision of the President.
3. The amended motion that the council secretary creates and maintains a Facebook Page passes.

Problem II

1. During this problem, a member points out a parliamentary mistake.
2. The council decides to host a dance following the County 4-H Banquet.
3. An amendment is offered.
4. The motion and its amendment are laid on the table.

Problem III

1. The council decides to provide blankets to the nursing home residents for a community service project.
2. A division of the question is moved.
3. The motion to plant a tree is referred to a special committee.

Senior Practice Problem #2

Unfinished Business

New Business

Problem I

1. A member moves to send 2 delegates to the District 8 Leadership Lab.
2. The expense amount to cover is debated.
3. A second rank amendment is passed.
4. The motion to send 2 delegates to the District 8 Leadership Lab with expenses covered up to $100 is tabled.

Problem II

1. During this problem a member calls for accuracy of a vote.
2. A motion is presented to host a donkey basketball game and all proceeds will go to the local food pantry.
3. The motion is passed.

Problem III

1. The motion tabled in problem 1 is taken from the table.
2. The motion passes.
3. A member moves to buy the County Extension Agents a gift card to be presented at the County 4-H Banquet.
4. The motion is withdrawn.

Agenda
This is the agenda that will be used during the contest.

I. Call to Order

II. Opening Exercise: Pledges—American Flag, Texas Flag, 4-H Motto & Pledge

III. Roll Call

IV. Reading and Approval of Minutes

V. Reports of Officers, Boards, and Standing Committees

VI. Reports of Special Committees

VII. Unfinished Business

VIII. New Business

IX. Program

X. Announcements

XI. Adjourn

Agent Assignments

Items To Take Care Of:	**Committee Member in Charge:**
Secure Judges for Day Of Contest	All Committee Members
Facilities, Flags, Refreshments, Etc.	
Secure Problems for Contest	All Committee Members
Questions & Answers	All Committee Members
Awards and Registration	Megan Logan

Duds to Dazzle Packet

MEMORANDUM TO: DISTRICT 10 EXTENSION AGENTS AND COUNTY OFFICES

SUBJECT: 2018 DISTRICT 10 4-H DUDS TO DAZZLE

FROM:
Kathleen Greer
District Extension Administrator

Megan Logan
District 10 4-H Specialist

DATE: Friday, April 20, 2018

LOCATION: Fredericksburg United Methodist Church
1800 North Llano
Fredericksburg, TX 78624

DUDS TO DAZZLE COMMITTEE:
Angela Fiedler, Co-Chair
Sonia Coyle
Stacy Drury
Kate Blankenship, Co-Chair
Nicole Demmer
Grace Guerra-Gonzalez

SCHEDULE: (subject to change)

Time	Duds to Dazzle
7:30 am	Agent Meeting
	Set-Up Registration, Rooms, Etc.
8:30 am	Judges and Contestant Registration
8:40-9:10 am	Check Duds to Dazzle Kits
9:00 am	Judges Orientation
9:10 am	Contestant Orientation
9:30 am	Duds to Dazzle Begins
10:30 am	Duds to Dazzle Ends
10:40 am	Duds to Dazzle Judging Begins
12:00 (Noon)	Awards Program - ***subject to change depending on tabulation time***

HOUSING/CHAPERONES:

District 10 4-H is not responsible for providing housing for participants. If counties are sending any youth without a parent or legal guardian, the appointed chaperone must follow the child protection procedures outlined in the Texas 4-H Youth Protection guidelines, administered by their respective county Extension office. Parents, legal guardians, and/or chaperones will be responsible for youth and must remain on-site through the duration of the Fashion Show.

DISTRICT REGISTRATION:

Regular Registration will be held on 4-H Connect March 8th -March 20th, 2018. Late Registration on 4-H Connect March 21-23, 2018 ONLY**.**

Registration will be found under the name "2017-2018 District 10 Spring Round-Up"

Regular Registration Fees:

- $10 Fee Per Team Member for Duds to Dazzle

Late Registration Fees:

- $35 ($10 Per Team Member Fee for Duds to Dazzle, plus $25 late registration fee)

RULES:

We will follow the State 4-H Fashion Show rules for seniors. The 2018 State Fashion Show Packet is attached and is also posted on the website at: https://texas4-h.tamu.edu/projects/clothing-textiles/#contests

- All contestants will be ranked by their judges; this will determine the final placing for this contest. Judges rank will be final.

DISTRICT RULES:

AGE DIVISIONS:

There are three age divisions in District 10 4-H Contests as outlined below. 4-H members' division is determined by their grade as of August 31, 2017.

- Juniors – 3rd Grade (and 8 years old) – 5th Grade
- Intermediates – 6th – 8th Grade
- Seniors – 9th- 12th Grade

COUNTY ENTRIES TO DISTRICT:

Counties may advance 4-H members to the District contest as follows:

Duds to Dazzle:

- Participants will be divided into the three age groups: Juniors, Intermediates, and Seniors.
- There is no limit on the numbers of teams that can be entered from each county.
- Teams can consist of three to five members.
- Teams will be randomly assigned to a category; those assignments will not be announced until registration at the contest.
- There are three categories per age division: Wearable, Accessory/Jewelry, and Non-Wearable.
  - Wearable is clothing that is suitable to be worn by people or pets. Ex: shirt, coat, vest, dress, costume, leggings, swimsuit cover, etc.
  - Accessory/Jewelry is an article or set of articles that can be added to an outfit to make it more useful, versatile, or attractive. Ex: apron, earrings, purse, scarf, headband, hat, belt, necklace, etc.
  - Non-wearable is an item that is not suitable to be worn. Ex: pillow, towel, jewelry pouch, cellphone or iPad case, stuffed animal, doll clothes, Christmas stocking, etc.
- Resource materials provided at contest:

- A Planning and Presentation Worksheet will be provided for each team at the contest. No other resource materials will be allowed. The following resources are available for teams to use in preparation for competition: Unraveling the Mystery of Design Elements and Principles in Clothing, Laundry on Your Own, Hand Stitching, Pricing Tips and Tricks, Safety Guide, and Simple Seaming Techniques

- Sewing kit:
  - Each team must supply their own equipment for the competition. Teams may bring only the supplies listed in the sewing kit section. Sewing kits will be checked by contest officials as teams check in for the contest. Any extra equipment will be confiscated, and the team may be disqualified.
  - There are different kits for each age division, please pay close attention to what your team is allowed to bring.
- See Duds to Dazzle section of this letter for more details. You can also refer to the state website at: https://texas4-h.tamu.edu/projects/clothing-textiles/#contests

AGENT PAPERWORK:

1. Entries - Youth must register on 4-H Connect between March 8-20th!
2. Names and addresses of **one (1)** confirmed judge – complete the enclosed Judges Assignment Form and return to the District Office March 23rd (e-mail: isabel.hernandez@ag.tamu.edu and mmlogan@ag.tamu.edu).
   a. If you can recruit more judges than there is space on the form, please copy the form and add additional pages. We need judges for the DUDS to DAZZLE as well as helpers for registration, runners, etc.
   b. We would like to pair a TEEN JUDGE with an adult to judge all of the Junior and Intermediate Fashion Show Categories! This is great leadership for them! Please recruit them to assist in this activity!
3. Awards Program - Names of INTERMEDIATE & SENIOR Age Division 4-H'ers to assist with awards program - Due to District Office by March 23rd (fax or e-mail).
4. Academic Eligibility - Be sure to work with your local schools to make sure all contestants are academically eligible to compete in the District Fashion Show, Fashion Storyboard, and Duds to Dazzle.

Agent Reports & Information

4-H Volunteer Members for the District 10 4-H
Duds to Dazzle Awards Program Volunteer Form

E-mail by March 23, 2018 to District Office
E-mail: Isabel.hernandez@ag.tamu.edu and mmlogan@ag.tamu.edu

Each county may submit one name plus one alternate to represent their county as a part of the Awards Program. These youth must be **INTERMEDIATE** or **SENIOR** 4-H members. Fill out form and fax or e-mail it to District Office by March 16th. Selections will be made and 4-H'ers will be notified by e-mail.

How would this 4-H member best be suited to assist with the Awards Program? Check below:

	Any Speaking Role		Any Non-Speaking Role / Assist with Awards		
OR Specially only this/these Role(s):					
	Presiding / Welcome		Pledges		Introduction of Guests
	Clothing Project Objectives		Closing Comments		

County: _____

4-H Member Name: _____ Age (*circle*): INT SR

Email: _____ Telephone: (_____)_____

Address: _____ City: _____ Zip:_____

Alternate 4-H Member Name: _____ Age (*circle*): INT SR

Email: _____ Telephone: (_____)_____

Address: _____ City: _____ Zip:_____

Agent Signature: _____

District 10 4-H Duds to Dazzle Judges

Please help us to have a successful event by recruiting and securing qualified judges and helpers! We will need volunteers from all 21 counties to pull off this event! Every county should try to recruit at least 1 volunteer! **Please FAX or mail to the District Office by March 23rd.**

No confirmation letter will be sent so be sure to confirm these individuals!!!

Name	Volunteering For
	☐ Group Leader ☐ Duds to Dazzle Judge
	☐ Group Leader ☐ Duds to Dazzle Judge
	☐ Group Leader ☐ Duds to Dazzle Judge
	☐ Group Leader ☐ Duds to Dazzle Judge

Agent Assignments & Position Descriptions

2018 District 10 Duds to Dazzle - Agent Assignments

Review carefully the attached list of assignments for the day. You need to notify volunteers of their job responsibilities and let me know if someone cannot help. (Subject to change based on needs)

DUDS TO DAZZLE COMMITTEE

Angela Fiedler, Co-Chair	Kate Blankenship, Co-Chair	Sonia Coyle
Nicole Demmer	Stacy Drury	Grace Guerra-Gonzalez

REGISTRATION

Maggie Johnson
Nelda Speller

CONTESTANT ORIENTATION –Duds to Dazzle

Kate Blankenship

JUDGES ORIENTATION- Duds to Dazzle

Angela Fiedler

TABULATION

Maggie Johnson
Nelda Speller

AWARDS PROGRAM

Natalie Cervantes
Matt Miranda

JUDGES/GROUP LEADERS (Some of these agents will be assigned to go judge Storyboards)

Hillary Long	April Kuck	Angie Gutierrez
Gretchen Sanders	Elsie Lacy	Wayne Morse
Connie Sheppard	Victoria Grissom	Shea Nebgen
Charla Bading	Sandra Kunkel	Jessica Stapper
Crystal Wiltz	Molly Flores	Kailey Hunt

LUNCH

Shea Nebgen

Duds to Dazzle Materials

4-H DUDS TO DAZZLE

JUNIOR Sewing Kit

****Each JUNIOR team will bring a sewing kit containing only one each of the following items, unless a different quantity is noted. A team can choose not to include a listed item, but no additional item may be added. A team may organize its kit by utilizing clear storage containers. ****

1” hook and eye closer
3” x 5” or 4” x 6” note cards (1 pkg.)
Clear gridded ruler
Cutting mat (no larger than 24” x 36”)
E-6000 glue adhesive
Extension cord (two-prong)
Fabric markers (box of 10 or less)
Fabric marking pens/pencils (max. of 2)
First aid kit
Gallon/quart storage bags (1 box each)
Hand sewing needles (assortment)
Hot glue gun & glue sticks (1 pkg.)
Iron
Manual pencil sharpener
No-sew adhesive tape (max. of 10 yds.)
Paper Plates (Maximum 25)
Paper towels (1 roll)
Pencils/pens (max. 5 each)
Pin cushion
Power strip
Safety pins (1 pkg. assortment)
Seam Gauge
Seam ripper (max. 5)
Self-adhesive Velcro fastener (1 pkg.)
Self-Healing Cutting Mat
Shears/Scissors (max. of 5)
Sketchbook
Straight Pins (1 pkg.)
Tabletop ironing mat or board
Tape measure (max. 5)
Thimble (max. of 5)
Thread (max. of 12 spools)
Timer or stopwatch
Trash bags (1 box of 13-gal.)

4-H DUDS TO DAZZLE

INTERMEDIATE Sewing Kit

****Each INTERMEDIATE team will bring a sewing kit containing only one each of the following items, unless a different quantity is noted. A team can choose not to include a listed item, but no additional item may be added. A team may organize its kit by utilizing clear storage containers. ****

1” hook and eye closer
3” x 5” or 4” x 6” note cards (1 pkg.)
Bobbins
Clear gridded ruler
Cutting mat (no larger than 24” x 36”)
E-6000 glue adhesive
Elastic (1/2” and 1”, 1 pkg. each)
Extension cord (two-prong)
Fabric markers (box of 10 or less)
Fabric marking pens/pencils (max. of 2)
Filled water bottle (max. of 16 oz.)
First aid kit
Gallon/quart storage bags (1 box each)
Hand sewing needles (assortment)
Hot glue gun & glue sticks (1 pkg.)
Iron
Manual pencil sharpener
No-sew adhesive tape (max. of 10 yds.)
Paper Plates (Maximum 25)
Paper towels (1 roll)
Pencils/pens (max. 5 each)
Pin cushion
Power strip
Presser feet (max. of 5)
Rotary cutter (with blade cover)
Rotary Cutter Gloves
Safety pins (1 pkg. assortment)
Seam Gauge
Seam ripper (max. 5)
Self-adhesive Velcro fastener (1 pkg.)
Self-healing Cutting Mat
Sewing machine (standard, no serger)
Sewing machine kit:
Sewing machine manual
Sewing machine needles (variety)
Sew-on Velcro fastener (1 pkg.)
Shears/Scissors (max. of 5)
Sketchbook
Straight Pins (1pkg)
Tabletop ironing mat or board
Tape measure (max. 5)
Thimble (max. of 5)
Thread (max. of 12 spools)
Timer or stopwatch
Trash bags (1 box of 13-gal.)

4-H DUDS TO DAZZLE

SENIOR Sewing Kit

****Each SENIOR team will bring a sewing kit containing only one each of the following items, unless a different quantity is noted. A team can choose not to include a listed item, but no additional item may be added. A team may organize its kit by utilizing clear storage containers. ****

1” foam paint brush (max. of 3)
1” hook and eye closer
3” x 5” or 4” x 6” note cards (1 pkg.)
3-in-1 beading tool
Bobbins
Clear gridded ruler
Cutting mat (no larger than 24” x 36”)
E-6000 glue adhesive
Elastic (1/2” and 1”, 1 pkg. each)
Extension cord (two-prong)
Fabric markers (box of 10 or less)
Fabric marking pens/pencils (max. of 2)
Filled water bottle (max. of 16 oz.)
First aid kit
Gallon/quart storage bags (1 box each)
Hand sewing needles (assortment)
Hot glue gun & glue sticks (1 pkg.)
Iron
Manual pencil sharpener
Mod podge (max. of 16 oz.)
No-sew adhesive tape (max. of 10 yds.)
Paper Plates (Maximum 25)
Paper towels (1 roll)
Pencils/pens (max. 5 each)
Pin Cushion
Power strip
Presser feet (max. of 5)
Rotary cutter (with blade cover)
Rotary Cutter Gloves
Safety pins (1 pkg. assortment)
Seam Gauge
Seam ripper (max. 5)
Self-adhesive Velcro fastener (1 pkg.)
Self-healing Cutting Mat
Sewing machine (standard, no serger)
Sewing machine manual
Sewing machine needles (variety)
Sew-on Velcro fastener (1 pkg.)
Shears/Scissors (max. of 5)
Sketchbook
Straight Pins (1 pkg)
Tabletop ironing mat or board
Tape measure (max. 5)
Thimble (max. of 5)
Thread (max. of 12 spools)
Timer or stopwatch
Trash bags (1 box of 13-gal.)

4-H DUDS TO DAZZLE

RULES OF PLAY

1. **Check-in**. Teams will report to the designated location for check-in.

2. **Orientation**. An orientation will be provided for all participants.

3. **Stations**. Each team will be directed to a construction station. There will be collections of materials at each station, but no pattern. The materials must be used to represent a constructed item from one of the following categories: Wearable, Accessory/Jewelry, or Non-wearable.

4. **Resources and Instructions**. A textile, resources, and any necessary additional instructions will be located at each station to assist the team.

5. **Time**. Each team will have 60 minutes to construct an item, plan a presentation, and clean up the construction area.

6. **Participants only**. Only participants and contest officials will be allowed in construction areas.

7. **Equipment**. Teams that may experience any equipment malfunction(s) may not replace the equipment with supplies from another team, leaders, volunteers, county Extension agents, or contest officials. Instead, team members must work together and be creative in completing construction without the malfunctioning equipment.

8. **Construction**: Each team will be provided with a textile reflective of the assigned category and will create a garment/item using it. Each category may be provided the same textile, or each may receive a separate original item. *Clarification: at contest, all teams competing in Wearable may receive a men's button-down dress shirt; each team competing in Accessory/Jewelry get 5 silk neck ties; and the teams entered in the Non-wearable category are given table runners. Or, every team competing in Duds to Dazzle is provided with an adult-sized t-shirt to refurbish. The choice is at the discretion of the contest officials.*

9. **Design and Development**. Teams are challenged with being creative in developing an original product with the materials provided.

    a. Teams must incorporate each material into the product. However, teams may determine the exact amount of each material to use. The final product must be comprised of a minimum of 50% of the initial material(s). *Clarification: if the category is Accessory/Jewelry, and the team is provided a cloth shower curtain as the original item to be refurbished, they do not have to use 50% of the shower curtain. If you choose to make a purse from the shower curtain, you do not need to use 50% of the shower curtain; however, a minimum of 50% of the finished purse must be comprised of the curtain.*

    b. Teams will have access to a "closet" of additional materials that may be incorporated into their products. The number of additional materials a team may get will be determined by contest officials and announced during participant orientation.

    c. The sketch book, note cards, and the Duds to Dazzle Clothing & Textile Competition Worksheet may be used to prepare for construction of the item and the team's

presentation. Teams should be exact on materials utilized, construction steps, techniques used, etc.

10. **Presentation**: When time is called, each team will present their item, according to the criteria on the score card, to a panel of at least two judges. A team can display the final product to the judges as they choose: model, hold, or place on the table.

    a. All team members must participate in the presentation, with at least three of them having a speaking role.

    b. Judging time will include:
        i. 5 minutes for the presentation
        ii. 3 minutes for judges' questions
        iii. 4 minutes between team presentations for judges to score and write comments

    c. Teams are allowed the use of note cards during the presentation but should not read from them, as this minimizes the effectiveness of their communication.

    d. Judges may ask teams questions that are not directly related to the particular item constructed during the contest. Instead, some questions may address the general knowledge gained through the 4-H members' clothing and textiles project learning experiences.

    e. No talking or writing is allowed among any team members while waiting to give the team presentation. Team members caught talking and/or writing will receive a warning. The second time, the team will be disqualified and asked to leave the contest facility. Team members should not have pens or pencils in their possession while waiting to give their presentation.

11. **Clean-up**: Teams must clean up their construction areas. Clean-up time is included in the 60-minute construction allotment. Only "hot" items will be allowed to remain in the construction area, such as an iron or hot glue gun.

12. **Rankings**. Placing will be based on rankings of teams by judges. Judges' results are final.

13. **Awards Program**. An awards program will be held at the conclusion of the judging process.

4-H DUDS TO DAZZLE

Competition Resources

In preparation for the Duds to Dazzle Clothing Competition, participants should not limit themselves to studying only the resources provided at the contest. Provided contest resources include:

- Duds to Dazzle Explore Curriculum https://texas4-h.tamu.edu/wp-content/uploads/Explore_Clothing_DudstoDazzle.pdf
- Laundry on Your Own https://texas4-h.tamu.edu/wp-content/uploads/DudsDazzle_Resource_Laundry_on_Your_Own_L-5200.pdf
- Unraveling the Mystery of Design Elements and Principles in Clothing (4H 313) – Iowa State University Extension https://texas4-h.tamu.edu/wp-content/uploads/DudsDazzle_Resource_Unraveling_the_Mystery_of_Design_Elements_and_Principles_in_Clothing.pdf
- Hand Stitching (15.105). SEW-lotions Guidelines, Your Guide to Successful Sewing https://texas4-h.tamu.edu/wp-content/uploads/DudsDazzle_Resource_Hand_Stitching_15.105._SEW-lutions_Guidelines_Your_Guide_to_Successful_Sewing.pdf
- Simple Seaming Techniques (11.110). SEW-lotions Guidelines, Your Guide to Successful Sewing https://texas4-h.tamu.edu/wp-content/uploads/DudsDazzle_Resource_Simple_Seaming_Techniques_11.110._SEW-lutions_Guidelines_Your_Guide_to_Successful_Sewing.pdf
- Pricing Tips and Tricks https://texas4-h.tamu.edu/wp-content/uploads/DudsDazzle_Resource_Pricing_Tips_and_Tricks.pdf
- Safety Guide https://texas4-h.tamu.edu/wp-content/uploads/DudsDazzle_Resource_Safety_Guide.pdf

Additional information and resources regarding the Duds to Dazzle contest can be found on the Texas 4-H website at: https://texas4-h.tamu.edu/projects/clothing-textiles/

Contestant and Parent Letter

MEMORANDUM TO: DISTRICT 10 EXTENSION AGENTS AND COUNTY OFFICES

SUBJECT: 2018 DISTRICT 10 4-H DUDS TO DAZZLE

FROM: Kathleen Greer, District Extension Administrator; Megan Logan, District 10 4-H Specialist

DATE: Friday, April 20, 2018

LOCATION: Fredericksburg United Methodist Church
1800 North Llano, Fredericksburg, TX 78624

DUDS TO DAZZLE COMMITTEE:
Angela Fiedler, Co-Chair
Sonia Coyle
Stacy Drury
Kate Blankenship, Co-Chair
Nicole Demmer
Grace Guerra-Gonzalez

Congratulations on being eligible to participate in the District Duds to Dazzle Contest!

SCHEDULE: (subject to change)

Time	**Duds to Dazzle**
7:30 am	Agent Meeting
	Set-Up Registration, Rooms, Etc.
8:30 am	Judges and Contestant Registration
8:40-9:10 am	Check Duds to Dazzle Kits
9:00 am	Judges Orientation
9:10 am	Contestant Orientation
9:30 am	Duds to Dazzle Begins
10:30 am	Duds to Dazzle Ends
10:40 am	Duds to Dazzle Judging Begins
12:00 (Noon)	Awards Program - ***subject to change depending on tabulation time***

Parents will not be permitted in the judging area. Be sure to make a list of the accessories you need to bring so you don't forget your shoes, belt, necklace, earrings or some other important item.

Map: Enclosed is a map to the Fredericksburg United Methodist Church

Remember all contestants at the District Duds to Dazzle are county winners so the competition gets stronger. It's good to make up your mind to do your best, learn from the opportunity, and have fun. See you in Fredericksburg!

Sincerely,

_____

County Extension Agent

Fashion Show Packet

MEMORANDUM TO: DISTRICT 10 EXTENSION AGENTS AND COUNTY OFFICES

SUBJECT: 2018 DISTRICT 10 4-H FASHION SHOW and FASHION STORYBOARD

FROM:
Kathleen Greer
District Extension Administrator

Megan Logan
District 10 4-H Specialist

DATE: Friday, April 20, 2018

LOCATION:
Fredericksburg United Methodist Church
1800 North Llano
Fredericksburg, TX 78624

FASHION SHOW COMMITTEE:
Connie Sheppard, Co-Chair
Elsie Lacy
Crystal Wiltz
Molly Flores, Co-Chair
Shea Nebgen

SCHEDULE: (subject to change)

Time	Fashion Show
12:30 pm	Fashion Show Judges Registration
12:45 pm	Fashion Show Judges Orientation
12:45 pm	Fashion Show Contestant Registration
1:30 pm	Fashion Show Contestant Orientation
3:15 pm	Awards Program (will include Storyboard Placings) - ***subject to change depending on tabulation time***

HOUSING/CHAPERONES:
District 10 4-H is not responsible for providing housing for participants. If counties are sending any youth without a parent or legal guardian, the appointed chaperone must follow the child protection procedures outlined in the Texas 4-H Youth Protection guidelines, administered by their respective county Extension office. Parents, legal guardians, and/or chaperones will be responsible for youth and must remain on-site through the duration of the Fashion Show.

DISTRICT REGISTRATION:

Regular Registration will be held on 4-H Connect March 8th – March 20th, 2018. Late Registration on 4-H Connect March 21-23, 2018 ONLY**.**

Registration will be found under the name "2017-2018 District 10 Spring Round-Up"

Regular Registration Fees:

- $10 Entry Fee for Fashion Show or Storyboard.

Late Registration Fees:

- $35 ($10 Entry Fee for Fashion Show or Storyboard plus the $25 late registration fee)

Fashion Storyboards are due by **Friday, April 20, 2018** to the Gillespie County Extension Office.

PAPERWORK AND FASHION STORYBOARD JUDGING:

- Paperwork must be RECEIVED IN THE DISTRICT OFFICE BY March 23, 2018 (Not postmarked, but received!!!) ALL Fashion Storyboards will be judged before the Fashion Show on Friday, April 20, 2018.
- ALL Fashion Storyboards are to be delivered to the Gillespie County Extension office by 9:00 a.m. on Friday, April 20, 2018.

RULES:

We will follow the State 4-H Fashion Show rules for seniors. The 2018 State Fashion Show Packet is attached and is also posted on the website at: https://texas4-h.tamu.edu/projects/clothing-textiles/#contests.

- All contestants will be ranked by their judges; this will determine the final placing for this contest. Judges rank will be final.

DISTRICT RULES:

AGE DIVISIONS:

There are three age divisions in District 10 4-H Contests as outlined below. 4-H members' division is determined by their grade as of August 31, 2017.

- Juniors – 3rd Grade (and 8 years old) – 5th Grade
- Intermediates – 6th – 8th Grade
- Seniors – 9th- 12th Grade

COUNTY ENTRIES TO DISTRICT:

Counties may advance 4-H members to the District contest as follows:

- **Fashion Show:** (a 4-H member may compete in only ONE category for Fashion Show)
  - **Counties may ONLY submit TWO Junior/Intermediate/Senior entries in each category.**
  - Counties may submit as many **SENIORS** in **Natural Fibers** entries as they chose.

- **Natural Fibers Contest**
  - This contest is for **Seniors Only**.
  - Counties may enter as many Seniors for the Natural Fiber Contest who meet the contest criteria for cotton or wool/mohair.
  - See the State rules for more information on this contest.

- Natural Fibers is completely separate from construction and buying. Youth may enter the Natural Fibers Contest only and not compete in construction or buying. Entries in the Natural Fibers contest may be wool, mohair, or cotton as outlined in the state packet.

FASHION SHOW CATEGORIES (will be different for Juniors/Intermediates and Seniors):

Please review these categories carefully and work with youth to select a project that fits one of these!

- **Junior & Intermediate Fashion Show Categories for District 10 4-Hwill be:**
  - **Buying and Construction:**
    - **Separates**: One item that may include a top, vest, jacket, skirt, skort, pants, overalls (long or short)
    - **Ensembles**: Minimum of one top and one bottom piece—total of 2 garments. (Example: top – blouse, vest, jacket bottom—skirt, skort, shorts, pants)
    - **Dresses/Jumpers:** To include just a dress, a dress with a vest or jacket, any jumper regardless if they made their top or not. (A dress is a dress regardless of the number of pieces.) (NO formal dresses in this category).
    - **Specialty/Formal**:
      - *Specialty:* Limited to athletic and special purpose garments. Examples are band, pep squad and cheerleader uniforms; athletic garments such as jogging suits, swim suits, leotards and ski-wear; sleep wear; and theatrical and circus-type costumes such as clown suits and ballet costumes. Garments in this category should not be suitable for ordinary daily activities.
      - *Formal:* Limited to garments worn for formal evening events and formal weddings. This category includes tuxedos, formal gowns, wedding dresses and bridesmaid's dresses. Garments in this category should not be suitable for ordinary daily activities.

- **Senior Fashion Show Categories (will be the same as the State):** Please note that there are different categories for construction and buying.
  - **Construction:**
    - **Every Day Living –** Includes casual sportswear, weekend-wear, sleepwear, clothing for school, casual after-school events, or hanging out with friends.
    - **ReFashion** – The result of modifying existing clothing or fabric item (such as table cloth or curtain) into something more fashionable. The main purpose of ReFashion is creativity, as well as sewing skills. The member designs and sews a wearable garment from previously used garments or fabric item. The completed garment is different from its original use, not just an alteration. (Examples: neck ties sewn together to form a skirt, or taking old t-shirts and making them into a skirt)
    - **Semi-Formal to Formal** – Entry must be designed for semi-formal to formal occasions and made from fabrics intended for the same. Original material must be fabric and not from recycled items.

- **Theatre/Costume** – Garment intended for use as a costume, which would include stage production. May be sewn from fabric or from another garment. These garments may be unusual or innovative materials; imaginative but wearable.

- **Buying:**
  - **Business/Interview Attire –** Entry should be an outfit you would wear for a job interview, scholarship interview, job fair, other professional event.
    - Professional – This is more traditional, conservative approach (e.g., business suit or blazer, tie and dress slacks for men; business suit, pantsuit, or jacket and dress for women) and may vary by employer or industry
    - Business Casual – This trend is more relaxed and comfortable but demonstrates good judgment in choices and displays a neat appearance (e.g., polo shirt, shirt with a collar or sweater, khakis or other slacks, dress or casual leather shoes for men and women; moderate length dress or skirt for women)

  - **Fantastic Fashion under $25** – This category is designed to expand the 4-H member's shopping experience to include different shopping venues. Outfits must be purchased at a garage sale, consignment store, Goodwill, Salvation Army, or other retail business. Receipts are required for everything that is visible during the interview, except shoes. Receipts for garage sales can be hand written. This includes jewelry and accessories. Do not need to account for sales tax.

  - **Semi-Formal to Formal** – Entry must be designed for semi-formal to formal occasions and made from fabrics intended for the same. This includes men's suits and tuxedos and women's dressy dresses, formal gowns, wedding dresses, and bridesmaid dresses.

  - **Special Interest –** Entry should be a specific outfit that you NEED to know how to purchase wisely. Entry should be something that reflects a special interest of the participant, such as equestrian clothing and riding apparel, dance costumes, hiking clothing, or rock climbing clothing.

Fashion Storyboard

- **2018 Design Brief: Fashion Design to the Rescue**
  - Wham! Pow! Bam! Take a cue from the superheroes or supervillains found in cartoons, movies and comic books to create your own original design. Whether your inspiration comes from a person with phenomenal powers fighting for noble causes, their masked sidekick, or a criminal archenemy wreaking havoc on humanity, let their colorful and flashy costumes, valorous heroism, and superhuman traits be the stimulus to your extraordinary blueprint to rescuing the world of fashion.
- Create your own design and create a storyboard that will help it go viral. 4-H members may create **one** fashion storyboard to enter in the District contest. There are five (5) categories in which to enter.
- There will be three age divisions for Fashion Storyboard: Juniors, Intermediates and Seniors.
- Counties may bring as many entries as they wish to District. There is no restriction on the number of entries in each category from a county.
- Please refer to the Fashion Storyboard information included in this packet for all contest rules and guidelines. We will follow the state rules. State Storyboard Rules can be found at: https://texas4-h.tamu.edu/wp-content/uploads/fashion-storyboard-general-rules-and-guidelines.pdf

REQUIRED PAPERWORK FOR DISTRICT FASHION SHOW:

***New this year:* Please have your contestants prepare a narrative that can be included at the time of registration on connect, this will also be required as part of their paperwork.**

Juniors & Intermediates:

- One copy of the District 4-H Fashion Show Information Sheet with a photo no larger than 4X6 inches

Seniors:

- We will follow the state requirements for the District Contest. Information is in 2018 Clothing Program in State Packet.
- 2018 Texas 4-H Fashion Show Buying and Construction Entry Form with head to toe photo of participant in the competition garment. The photo should not exceed 4X6" photo. Please note that the worksheet has now been combined with the entry form. Paperwork can be found at: https://texas4-h.tamu.edu/wp-content/uploads/fashion-show-buying-and-construction-rules-and-guidelines.pdf
- Narrative Page

Paperwork required for the Natural Fibers Contest includes:

- 2018 Fashion Show Natural Fibers Entry Form with a 4X6" photo
- 2018 Fashion Show Natural Fiber Contest Worksheet
- Narrative Page

DRESSING ROOMS:

Participants are encouraged to wear their entry to the Fashion Show. We will not have rooms available for participants to change. Bathrooms will be available to change clothes for the Fashion Show but we ask that contestants be courteous of those who need to use the facilities and do not leave your items in the bathroom!!!

MAPS:

Map to Fredericksburg United Methodist Church is enclosed.

AGENT PAPERWORK:

1. Entries - Youth must register on 4-H Connect between March 8-20,2018!
2. Paperwork - All Fashion Show Paperwork is to be RECEIVED in the District Office by March 23, 2018!
3. Names and addresses of **two (2)** confirmed judges – complete the enclosed Judges Assignment Form and return to the District Office April 12th (e-mail: Isabel.hernandez@ag.tamu.edu **and** mmlogan@ag.tamu.edu).
    a. If you can recruit more judges than there is space on the form, please copy the form and add additional pages. We need judges for the FASHION SHOW as well as volunteers to serve as group leaders.
    b. We would like to pair a TEEN JUDGE with an adult to judge all of the Junior and Intermediate Fashion Show Categories! This is great leadership for them! Please recruit them to assist in this activity!
4. Awards Program - Names of INTERMEDIATE & SENIOR Age Division 4-H'ers to assist with awards program - Due to District Office by March 16th (e-mail).

5. Academic Eligibility - Be sure to work with your local schools to make sure all contestants are academically eligible to compete in the District Fashion Show, Fashion Storyboard, Textile Show and Duds to Dazzle.

Agent Reports & Information

4-H Volunteer Members for the District 10 4-H Fashion Show Awards Program Volunteer Form

E-mail by March 23rd to District Office
E-mail: isabel.hernandez@ag.tamu.edu and mmlogan@ag.tamu.edu

Each county may submit one name plus one alternate to represent their county as a part of the Awards Program. These youth must be **INTERMEDIATE** or **SENIOR** 4-H members. Fill out form and fax or e-mail it to District Office by March 23rd. Selections will be made and 4-H'ers will be notified by e-mail.

How would this 4-H member best be suited to assist with the Awards Program? Check below:

	Any Speaking Role		Any Non-Speaking Role / Assist with Awards		
OR Specially only this/these Role(s):					
	Presiding / Welcome		Pledges		Introduction of Guests
	Clothing Project Objectives		Closing Comments		

County: _____

4-H Member Name: _____ Age (*circle*): INT SR

Email: _____ Telephone: (_____)_____

Address: _____ City: _____ Zip:_____

Alternate 4-H Member Name: _____ Age (*circle*): INT SR

Email: _____ Telephone: (_____)_____

Address: _____ City: _____ Zip:_____

Agent Signature: _____

District 10 4-H Fashion Show Judges

Please help us to have a successful event by recruiting and securing qualified judges and helpers! We will need volunteers from all 21 counties to pull off this event! Every county should try to recruit at least 2 volunteers! **Please FAX or mail to the District Office by March 23rd.**

No confirmation letter will be sent so be sure to confirm these individuals!!!

Name	**Division/Age Group (please mark all that they can judge)**	**Other Duties they could perform!**
	☐Construction ☐Buying ☐ Junior ☐ Intermediate ☐ Senior	☐ Group Leader ☐ Style Show Helper
	☐Construction ☐Buying ☐ Junior ☐ Intermediate ☐ Senior	☐ Group Leader ☐ Style Show Helper
	☐Construction ☐Buying ☐ Junior ☐ Intermediate ☐ Senior	☐ Group Leader ☐ Style Show Helper

Agent Assignments & Position Descriptions

2018 District 10 Fashion Show - Agent Assignments

Review carefully the attached list of assignments for the day. You need to notify volunteers of their job responsibilities and let me know if someone cannot help. (Subject to change based on needs)

FASHION SHOW COMMITTEE Connie Sheppard, Co-Chair Molly Flores, Co-Chair
Elsie Lacy Shea Nebgen Crystal Wiltz

REGISTRATION
Maggie Johnson Nelda Speller

CONTESTANT ORIENTATION – Fashion Show
Stacy Drury

JUDGES ORIENTATION- Fashion Show
Connie Sheppard

TABULATION
Maggie Johnson Nelda Speller

AWARDS PROGRAM
Molly Flores Crystal Wiltz

JUDGES/GROUP LEADERS

Stacy Drury	Hillary Long	April Kuck
Natalie Cervantes	Angie Gutierrez	Gretchen Sanders
Wayne Morse	Connie Sheppard	Victoria Grissom
Taylor Osbourn	Matt Miranda	Charla Bading
Angela Fiedler	Sandra Kunkel	Jessica Stapper
Charlotte Wehrman	Kailey Hunt	Nicole Demmer
Grace Guerra-Gonzalez		

FASHION STORYBOARD DISPLAY SET-UP
Elsie Lacy

REFRESHMENTS
Shea Nebgen

District 4-H Fashion Show
Awards Program Responsibilities

1. Work with 4-H'ers to review and practice awards program.
2. Bring a copy of Clothing Objectives, Motto, and Pledge.
3. Lay out all awards. We will give prizes for 1-5 place ribbons.
4. You will need to set up/check on PA system.
5. Set up flags, etc.
6. All left over awards, PA, flags, etc. need to be loaded back in Extension Vehicle once Style Show is over.

District 4-H Fashion Show
REGISTRATION COMMITTEE RESPONSIBILITIES

1. Set up registration area.

2. Check off contestants on a program as they arrive.

3. Remind contestants they need to practice modeling after they are judged.

4. If contestants have to leave early tell them to check with their division superintendent and to ask for an early judging time. In most cases this can be arranged.

5. Remind people **NO** food or drinks in judging rooms.

6. Send judges to orientation.

District 4-H Fashion Show
GROUP LEADER RESPONSIBILITIES

1. Check to be sure the participants are in the correct category. Be sure to call roll to double check.

2. **Do not** take the whole group at one time. Only take 2-3 at one time. Remind them to try to relax and smile.

3. Introduce the contestants to the judges.

4. Contestants will be judged in a randomized order, but if a 4-H'er requests to be judged early due to other commitments, work that contestant in as early as possible, and be flexible.

5. Judges will not be able to see complete group. Contestants need to practice modeling after they are judged.

6. See that the contestants have equal time with the judges (4 minutes for Juniors & Intermediates and 5 minutes for Seniors).

7. As the contestants are waiting to be judged, remind them that they will be saying their name and county on the stage so they could be practicing.

8. Remind people **NO** food or drinks in the judging rooms.

District 4-H Fashion Show
JUDGES ORIENTATION

1. Write constructive comments on all judges sheets. It is hard to explain to a 4-Her why the placed the way they did without comments from all judges.

2. Judges will rank the contestants in order. Judge's placings will be final. Scores will not be used to place 4-H members.

3. Clean up the judging area and turn off the lights. Take signs off doors and return signs to tabulation room. Rooms must be left exactly as found.

4. Sort the scorecards by contestant and county order. Bring all of your score sheets and paperwork to tabulation.

5. Go to tabulation where you will work with the tabulation committee to determine if there is a tie.

District 4-H Fashion Show
CONTESTANT ORIENTATION

1. Ask contestants to sit in the row where their category/division sign is located. The group leader for your category/division will come here to find you for judging.

2. Contestants are free to leave after they have been judged if they are not able to stay for the awards program. Instruct the youth that if they cannot stay, they need to let their group leader know.

3. Contestants need to practice modeling in the assembly room.

4. The Awards Program will be immediately following judging of Duds to Dazzle.

5. Absolutely **NO** food or drinks in the Classrooms and Auditorium. That includes dressing rooms, hallways, library, etc.

6. Remind contestants to respect property.

Junior & Intermediate Fashion Show Materials

2018 DISTRICT 10
4-H FASHION SHOW INFORMATION SHEET
CONSTRUCTION ENTRY FORM

Circle One: JUNIOR INTERMEDIATE

Category (check one):

☐ Separates ☐ Ensembles

☐ Dresses/Jumpers ☐ Specialty/Formal

Name _____ County _____

Address _____

Grade as of Aug. 31, 2017 _____ Birthdate _____

Number of years in Clothing Project _____

Insert or attach a head-to-toe photo of the participant in the competition garment in the space below. The photo should not exceed 4” x 6”.

1. What goals did you set for your Fashion Show Entry?

2. What community service activities were you involved in with in your Clothing & Textiles project?

3. How does this outfit express your personality?

4. Where would you wear this outfit? Why would this outfit be good to wear to this event?

5. Which piece of your outfit did you construct?

6. What is the fiber content of your outfit (i.e.: cotton, silk)? Please list individually for each garment in your outfit.

7. What type of care is required of the fabric(s) in your garment?

8. How much did it cost to make your garment?

9. Juniors: Identify *one* construction technique used during construction and the importance/significance to the garment.
   Intermediates: Identify *two* construction techniques used during construction and the importance/significance to the garment.

10. Describe your leadership experiences within your Clothing & Textiles project?

11. What did you learn in your Clothing & Textiles project?

12. **Narrative for Fashion Show -** Please limit to 75 words. An example is provided below.
Example: Jane Smith, a senior from Caldwell County, is showcasing her crocheted dress. Jane spent 2 hours every night for 3 weeks constructing this navy blue dress that she will use for church events and awards ceremonies.

I certify that I have read the 2018 Clothing and Textiles and that my entry complies with the requirements.

Contestant's Signature: _____ Date Signed: _____

I have read this form and give permission for my child to participate in the District 10 4-H Fashion Show awards program. I certify that I have read the 2018 Clothing and Textiles Packet and that my child's entry complies with the requirements.

Signature of the Parent/Guardian: _____ Date Signed: _____

I certify that the 4-H member whose signature appears above has been provided a copy of the 2018 Clothing and Textiles Packet and that he/she has completed a clothing project.

Signature of County Agent: _____ Date Signed: _____

2018 DISTRICT 10
4-H FASHION SHOW INFORMATION SHEET
BUYING ENTRY FORM

Circle One: JUNIOR INTERMEDIATE

Category (check one):

☐ Separates ☐ Ensembles

☐ Dresses/Jumpers ☐ Specialty/Formal

Name _____ County _____

Address _____

Grade as of Aug. 31, 2017 _____ Birthdate _____

Number of years in Clothing Project _____

Insert or attach a head-to-toe photo of the participant in the competition garment in the space below. The photo should not exceed 4" x 6".

1. What goals did you set for your Fashion Show Entry?

2. What community service activities were you involved in with in your Clothing & Textiles project?

3. How does this outfit express your personality?

4. Where would you wear this outfit? Why would this outfit be good to wear to this event?

5. What is the fiber content of your garment(s) and what are the care requirements for your outfit?

7. Where did you purchase your outfit? Check all that apply.

☐ Garage Sale ☐ Department Store ☐ Thrift Shop ☐ Discount Store

☐ Resale Store ☐ Other (please explain)

8. How much did your outfit cost?

9. Describe your leadership experiences within your Clothing & Textiles project?

10. What did you learn in your Clothing & Textiles project?

12. **Narrative for Fashion Show -** Please limit to 75 words. An example is provided below.
Example: Jane Smith, a senior from Caldwell County, is showcasing her crocheted dress. Jane spent 2 hours every night for 3 weeks constructing this navy blue dress that she will use for church events and awards ceremonies.

I certify that I have read the 2018 Clothing and Textiles and that my entry complies with the requirements.

Contestant's Signature: _____ Date Signed: _____

I have read this form and give permission for my child to participate in the District 10 4-H Fashion Show awards program. I certify that I have read the 2018 Clothing and Textiles Packet and that my child's entry complies with the requirements.

Signature of the Parent/Guardian: _____ Date Signed: _____

I certify that the 4-H member whose signature appears above has been provided a copy of the 2018 Clothing and Textiles Packet and that he/she has completed a clothing project.

Signature of County Agent: _____ Date Signed: _____

2018 Questions for Fashion Show
Junior and Intermediate

Construction:

1. What did you learn in your 4-H clothing project?
2. How many years have you been sewing?
3. Where will you wear this garment and how does it fit into your wardrobe?
4. What is the fiber content of your garment? Is it natural or man-made?
5. How will you care for your garment?
6. What was the most difficult thing in constructing your garment?
7. Did you change your pattern in any way? If so, how?
8. What community service activities have you participated in with in your Clothing and Textiles project?
9. How have you demonstrated leadership in your 4-H clothing project?

Buying:

1. Did you enjoy your clothing project this year?
2. What did you learn in your 4-H clothing project?
3. Where will you wear this garment and how does it fit into your wardrobe?
4. What is the fiber content of your garment? It is natural or man-made?
5. How will you care for your garment?
6. Tell us why you selected this garment?
7. Why did you enter your garment in this category?
8. What community service activities have you participated in with in your Clothing and Textiles project?
9. How have you demonstrated leadership in your 4-H clothing project?

Contestant and Parent Letter

MEMO TO: 4-H Fashion Show Contestants and Parents

SUBJECT: 2018 District 10 4-H Fashion Show and Fashion Storyboard Contest

DATE: Friday, April 20, 2018

PLACE: Fredericksburg United Methodist Church
1800 North Llano
Fredericksburg, TX 78624

FASHION SHOW COMMITTEE: Connie Sheppard, Co-Chair; Molly Flores, Co-Chair; Elsie Lacy; Shea Nebgen; Crystal Wiltz

Congratulations on being eligible to participate in the District Fashion Show!

SCHEDULE: (subject to change)

Time	**Fashion Show**
12:30 pm	Fashion Show Judges Registration
12:45 pm	Fashion Show Judges Orientation
12:45 pm	Fashion Show Contestant Registration
1:30 pm	Fashion Show Contestant Orientation
3:15 pm	Awards Program (will include Storyboard Placings) - ***subject to change depending on tabulation time***

Parents will not be permitted in the judging area. Be sure to make a list of the accessories you need to bring so you don't forget your shoes, belt, necklace, earrings or some other important item

Maps Enclosed is a map to the Fredericksburg United Methodist Church.

Style Show The Style Show and Awards program will be at the conclusion of judging

Remember all contestants at the District Fashion Show are county winners so the competition gets stronger. It's good to make up your mind to do your best, learn from the opportunity, and have fun.

See you in Fredericksburg!

Sincerely,

_____

County Extension Agent

Share-The-Fun Packet

MEMO TO: **DISTRICT 10 COUNTY EXTENSION AGENTS**

SUBJECT: **2018 DISTRICT 10 Share-The-Fun – April 20, 2018**

LOCATION: **Fredericksburg United Methodist Church**
1800 North Llano
Fredericksburg, TX 78624

FROM: **Kathleen Greer**
District Extension Administrator

Megan Logan
District 10 4-H Specialist

REGISTRATION:
Regular Registration: **March 8-20, 2018 on 4-H Connect**
Late Registration: March 21-23, 2018 ONLY on 4-H Connect

***Registration will be listed as "2017-2018 District 10 Spring Round-Up"

PAPERWORK and JUDGES FORM DUE IN THE DISTRICT OFFICE ON March 23, 2018

SCHEDULE FOR THE DAY:

2:00 pm	Committee Arrives for Set-Up
3:00 pm	Judges and Contestant Registration Open
3:15 pm	Judges and Contestant Orientation
3:30 pm	Contest Begins in assigned locations with Awards

Awards Presentations immediately following in individual contest rooms

The following information is included in the packet:

- Contest Eligibility and Participation for State 4-H Roundup
- District 10 4-H Roundup Registration Information for Agents
- Roundup Contest Information
- Agent Assignments
- Judges and Helpers Information
- Maps

Be sure to notify schools about 4-H'ers who will be competing at these 4-H functions for eligibility purposes. Please read and study the enclosed guidelines and share them with 4-H leaders and members.

District Roundup Rules & Information

District Roundup Rules and Information

DISTRICT REGISTRATION:

Regular Registration: **March 8-20, 2018 on 4-H Connect**
Late Registration: **March 21-23, 2018 ONLY on 4-H Connect**

The registration fee will be $10.00 per event entered/per child. A $25 Late Fee will be added to all those who register on March 21-23, 2018.

DISTRICT ENTRIES:

4-Hers who will be participating in District 10 Round-Up will be allowed to enter a maximum of one (1) contest from each of the two (2) columns listed below.

Contest Area #1 *Texas 4-H Round-Up* *Wednesday Contests*	**Contest Area #2** *Texas 4-H Round-Up* *Thursday Contests*
STF - Choreographed Routine	STF - Celebrate 4-H
STF - Dramedy	STF - Musical/Instrumental
STF - Poetry/Prose	STF - Solo/Band
STF - Vocal	

AGE DIVISIONS:

There will be three age divisions. Age division is determined by the 4-H'ers grade as of August 31, 2017.

- Juniors – 3rd Grade (and 8 years old) – 5th Grade
- Intermediates – 6th – 8th Grade
- Seniors – 9th- 12th Grade

VOLUNTEERS TO JUDGE ROUNDUP CONTESTS:

Each county is asked to send at least **TWO (2)** judges. District Roundup Contests will need volunteers to serve as judges and assist with other contests. Agents will need to CONFIRM with these individuals prior to submitting their names. We will not be sending any confirmation letters to the volunteers prior to the contest so be sure to confirm with them. **Please email the Roundup Judges Form to the District Office on or before March 23, 2018..... email to isabel.hernandez@ag.tamu.edu** and **mmlogan@ag.tamu.edu**

SHARE THE FUN RULES:

1. Counties may enter as many entries as they wish in each age division.
2. Share-the-Fun contest information can be found at: http://texas4-h.tamu.edu/wp-content/uploads/2018-STF-Letter.pdf

District Round- Up Contest Information

Letter to Participants

Score Cards for Share-The-Fun

Dear 4-H Member:

Congratulations! We are pleased that you will represent your county at the District 10 4-H Roundup. Roundup will be held on Friday, April 20, 2018 at First United Methodist Church of Fredericksburg.

Below is a schedule for the day.

2:00 pm	Committee Arrives for Set-Up
3:00 pm	Judges and Contestant Registration Open
3:15 pm	Judges and Contestant Orientation
3:30 pm	Contest Begins in assigned locations with Awards

Awards Presentations immediately following in individual contest rooms

Once you find out your contest location, you can take your materials, props, etc., to your contest room. As soon as your contest is over, take your materials back to your vehicle. **You should bring everything you need (extension cord, microphone, sound system, music stand, music, speaker, amp, instrument, keyboard, etc.).**

Please note that equipment that has been provided in the past (piano, keyboard, sound system, etc.) will not be provided this year.

Good luck! Remember to do your best, learn from others, and have fun.

Sincerely,

County Extension Agent

County Extension Agent

AGENT ASSIGNMENTS

SUPERINTENDENT'S INFORMATION

JUDGE'S & CONTEST HELPER FORM

2018 District 10 4-H Roundup Agent Assignments

SHARE THE FUN COMMITTEE		
Krystal Snider - Superintendent	Victoria Grissom	Charlotte Wehrman
JUDGES/ GROUP LEADERS/ SUPERINTENDENTS – TO BE ASSIGNED BEFORE CONTEST		
Michael Haynes	Stacy Drury	Rachel Bauer
Hillary Long	April Kuck	Natalie Cervantes
David Rodriguez	Sam Womble	Angie Gutierrez
Grace Guerra-Gonzalez	Gretchen Sanders	Chris Wiemers
Julie Zimmerman	Elsie Lacy	Connie Sheppard
Troy Luepke	James Crockett	Shea Nebgen
Brad Roeder	Taylor Osbourn	Beth McMahon
Dwight Sexton	Matt Miranda	Travis Franke
Jeff Hanselka	Charla Bading	Kate Blankenship
Jason Mangold	Stephen Zoeller	Angela Fiedler
Wayne Morse	Roy Walston	Emily Grant
Sandra Kunkel	Jason Fleming	Pascual Hernandez
Jessica Stapper	Nathan Tucker	Charlotte Wehrman
Sonia Coyle	Daphne Richards	Crystal Wiltz
Molly Flores	Kailey Hunt	Nicole Demmer
*****We are listing everyone for now; however, most agents will probably be released once we have entries. Please hold this date until final assignments are released. *****		
REGISTRATION/TABULATION		
Nelda Speller	Maggie Johnson	

2018 District 10 4-H Round-Up

Instructions for Superintendents

1. **Take a picture of your room so that it can be set back up the correct way.**

4. Review general information in the Texas 4-H Roundup Guide and give special attention to the description of the contests in which you are involved.

5. All Entries will be in your packet. Grade as of August 31, 2017: Junior 4-Hers **can** participate on an intermediate team, but no one can advance to a senior team.

   - Juniors – 3rd Grade (and 8 years old) – 5th Grade
   - Intermediates – 6th – 8th Grade
   - Seniors – 9th- 12th Grade

6. **Take roll call.** Start contest as soon as possible but do not rush contestants.

7. Introduce the judges and recognize leaders, coaches and visitors. Try to put the contestants at ease. Do not rush. This event is important to 4-H members. We must help them to feel secure in their contest so they can do the best job with their demonstration. **Remember, the time for setup and take down for Share-The-Fun is 4 minutes total.**

8. Ask who needs to compete first due to another contest and then set-up the rest of the judging order accordingly. This will also be denoted on your folder for your contest room.

   (a) Have each judge complete a score sheet for each contestant **with constructive comments.**

   (b) Judges are not required to fill out scores - they will rank. Judges **do** need to make comments. (Review scorecard). The score sheets will be returned to tabulation and **agents** must pick up their packet at the end of the day.

   (c) Complete copy of the Judges Report Sheet and be sure it is signed by all judges. One copy you will keep to read the results, the other will be turned in at the headquarters room with the score sheets.

   (d) Compile information for each contest in the following order and paper clip:

   - Judges Report Form (2 copies)
   - Score Sheets grouped by contestant

   (e) Leave contest room and area straight and dispose of anything left by contestants.

9. Check in at the contest headquarters so we'll know you have completed your contests and turn in your results.

10. Announcements to make:

    (a) **No score/comment sheets will be returned to participants at the contest**.

(b) Urge participants to leave contest area clean and take all equipment to car when they have completed the contest.

(c) Remind all contestants that there is an official photo area at the entrance for everyone to get their photo taken with their award.

11. The awards for all contests will be given in the contest rooms. Please plan to stay and present your awards for your contest room. You will present the placing for each category and the sweepstakes award for Educational Presentations.

Thanks for your help. We hope you will make suggestions for improving the contests next year.

Krystal Snider
2018 Contest Chair

2018 District 10 Roundup Judge's / Helpers List

DUE TO DISTRICT OFFICE: March 23, 2018

E-MAIL TO: mmlogan@ag.tamu.edu and Isabel.hernandez@ag.tamu.edu

County: _____ Agent Submitting Information: _____

Name		☐ **Share The Fun**
Address		
City, Zip Code		**CANNOT JUDGE:_____ (include age division as well as category)**
Phone		
E-mail		
Name		☐ **Share The Fun**
Address		
City, Zip Code		**CANNOT JUDGE:_____ (include age division as well as category)**
Phone		
E-mail		
Name		☐ **Share The Fun**
Address		
City, Zip Code		**CANNOT JUDGE:_____ (include age division as well as category)**
Phone		
E-mail		
Name		☐ **Share The Fun**
Address		
City, Zip Code		**CANNOT JUDGE:_____ (include age division as well as category)**
Phone		
E-mail		
Name		☐ **Share The Fun**
Address		
City, Zip Code		**CANNOT JUDGE:_____ (include age division as well as category)**
Phone		
E-mail		

Livestock Judging Packet

MEMORANDUM

TO: District 10 County Extension Agents

FROM: Kathleen Greer, District Extension Administrator; Megan Logan, District 10 4-H Specialist

SUBJECT: 2018 District 10 Livestock Judging Contest

DATE: Saturday, April 21, 2018 – Livestock Judging

Mansfield Park
2886 HWY 16 N
Bandera, TX 78003

REGISTRATION: **Registration on 4-H Connect as follows:**

- **Regular Registration:**
  - **March 8-20, 2018 under the event "2017-2018 District 10 Spring Round-Up"**
  - **Cost:**
    - **$20 (Per Individual to include lunch)**
- Late Registration:
  - March 21-23, 2018 ONLY under the event "2017-2018 District 10 Spring Round-Up"
  - Cost:
    - $45.00 (Per individual, $20 individual w/meal, plus $25 late fee).

This year, the process will return to each individual member registering on 4-H Connect, themselves and agents will list their teamates in a manager field before sending on to the District Level.

VOLUNTEER FORM
DUE DATE: **March 23, 2018 to the District Office (form enclosed)**

AGE DIVISIONS: There will be three age divisions for all Judging Contests. Age division is determined by the grade as of August 31, 2017.

- Juniors – 3rd Grade (and 8 years old) – 5th Grade
- Intermediates – 6th – 8th Grade
- Seniors – 9th- 12th Grade

TEAM/INDIVIDUAL: Counties may enter as many teams as needed and up to 2 individuals in judging contests in each age division. All youth entered in each age division will be eligible for high point individual awards.

MATERIALS: Scantrons will be provided for all participants at the judging contests. Contestants will be required to bring two (2) #2 pencils and one clipboard.

MAPS: Included is a map to the Gillespie County Fairgrounds.

VOLUNTEERS TO ASSIST WITH CONTESTS:

All of the District Judging Contests will need additional volunteers to help as group leaders, tabulators, etc. Agents will need to recruit and CONFIRM **ONE** volunteers who can serve in these roles. Enclosed are forms for agents to complete and **return to the District Office by March 23rd** for each contest date. **We will be sending confirmation letters/emails to the volunteers** prior to the contest so be sure to confirm with them before submitting their name as a helper.

CONTEST SCHEDULE AND ASSIGNMENTS		
Contest	**Location/Time**	**Assignments**
Saturday, April 21, 2018		
Livestock Judging ***Agents: Please hold Friday, April 20, 2018@ 1:00pm to help with set-up of the contest.*** ***Reminder: All Ag and 4-H agents are required to attend.***	**Mansfield Park** 2886 HWY 16 N Bandera, TX 78003 7:30-8:00 a.m. – Registration 8:30 a.m. – Contest Orientation	**Committee Chairs:** Jason Mangold Taylor Osbourn **Committee:** Michael Haynes Brad Roeder Chris Wiemers Stephen Zoeller *****One member of the committee will need to be responsible for reasons order. With Specialist running scantrons now, someone else will need to handle this. *****

Additional Information for District Judging Contests

Livestock Judging - Superintendents, Taylor Osbourn (Gillespie County) and Jason Mangold (Hays County).

- Judge nine (9-10) classes with the possibility to drop down to eight (8-9).
    - Possibility of a Dorper Sheep Class and a Break/Questions Class
- Juniors will have 5 questions.
- Intermediates will give reasons over 1 class and will have 5 questions
- Seniors will give reasons on 4 classes.
- No printed materials may be used as an aid during the contest.

Contestants will utilize Expected Progeny Differences (E.P.D.'s).
If you have any questions about any of the judging contests, registering participants through 4-H CONNECT or the volunteer forms, please contact the District Office.

Enclosures

- Volunteers to Assist with Judging Contests
- Maps

_____

County

Due to District Office by

March 23, 2018

District 10 4-H
PO Box 1849
Uvalde, TX 78802-1849
PHONE: 830-278-9151
FAX: 830-278-4008
e-mail: **isabel.hernandez@ag.tamu.edu** and **mmlogan@ag.tamu.edu**

*The persons listed below have been confirmed to assist at the **Livestock Judging Contest.** Help needed: livestock handlers, group leaders, and scribes.*

Name, Mailing Address and e-mail

Small Bore Rifle Packet

TEXAS 4-H YOUTH DEVELOPMENT – DISTRICT 10
Small Bore Rifle Contest

MEMORANDUM

TO: District 10 4-H Coordinators

FROM: Kathleen Greer, District Extension Administrator
Megan Logan, District 10 4-H Specialist

SUBJECT: 2017 District 10 4-H Small Bore Rifle Contest

DATE: **Saturday, April 21, 2018**

LOCATION: **Victoria County 4-H Activity Center**
259 Bachelor Drive
Victoria, TX 77904

REGISTRATION: Regular Registration: March 8-20, 2018 on 4-H Connect
Late Registration: March 21-23, 2018 ONLY on 4-H Connect (no late entries will be accepted after this deadline)

District 10 will be conducting the 4-H Smallbore Rifle Contest on Saturday, April 21, 2018 at the Wilson County Fairgrounds in Floresville. **This is an Indoor – 50 foot competition.**

A concession stand will be provided the day of the contest. We ask that you patronize that concession stand as a gesture of "thanks."

DIVISIONS: There will be four divisions. Division is determined by the 4-Hers grade as of August 31, 2017.

- Junior – 3rd-5th Grade
- Junior Intermediate – 6th-7th Grade
- Intermediate – 8th Grade
- Senior – 9th-12th Grade

TEAM/ INDIVIDUAL: Counties may enter as many teams as they wish in each age division. Junior, Junior Intermediate, Intermediate and Senior age divisions may enter up to two (2) individuals in the contest and individuals will be eligible for high point individual awards.

CONTEST SCHEDULE: A shooting schedule will be sent to counties after registration has closed and all entries have been compiled.

EQUIPMENT/ MATERIALS: Contestants/counties will be required to provide their own firearms and ammunition.

- Any rifle - Rifle must conform to NRA 3.2 rule. Any safe .22 caliber rimfire rifle chambered for .22 Short, .22 Long or .22 Long Rifle cartridges may be used in Smallbore 3-position Rifle competitions. No restriction is placed on barrel length or overall weight of the rifle and accessories. No part of the rifle or any attachment may extend more than three (3) inches (7.62 cm) beyond the rear of the shooter's shoulder. Triggers must not be subject to accidental discharge. The same rifle must be used throughout a match except in the case of malfunction or a disabled rifle. In either event the competitor may change rifles with the permission of the range officer.
- Ammunition - At least 100 rounds per contestant for sighting and scoring. Only standard or high velocity .22 rimfire ammunition commercially catalogued as .22 Short, .22 Long or .22 Long Rifle ammunition with an overall length of not more than 1.1 inches, a lead or alloy bullet no larger than .23 inches in diameter and a weight of no more than 40 grains may be used. (Match, target or standard velocity ammunition will give the best accuracy and precision in most firearms.) No hollow points are allowed.

Eye and Ear Protection – Required for everyone on the range including competitors, coaches and range officer.

Rifle rests - Seniors and Intermediates are recommended to use rifle rests between firing in the standing position.

TARGETS: Orion targets will be used for all Senior, Intermediate, Junior Intermediate, and Junior competitors.

Targets will be provided for each team member, for each firing position. You do not need to bring targets.

Targets will be coded and distributed to the coach at the registration held immediately prior to the start of the contest.

NOTE: If a Top Gun contest is held following the District Rifle Contest, the sponsoring organization/county/club must provide all targets, awards, etc.

SCORING: Scoring will be done by the Orion Electronic Scoring system. Team scores will consist of the three highest scores in each position (dropping the lowest score per position per 4 person team). Any cross-over shots, excessive shots or sighting shots out of sighting bulls, etc. must be verified and initialed by the range officer before the target is removed from the backstop. Once removed from the

backstop, special consideration will not be given. It is the responsibility of the coach to verify these irregularities and bring them to the attention of the range officer at the time of occurrence and to have the range officer make a notation on the target before it is removed from the backstop. Also, contrary to State Rifle Contest Rules which enforces NRA Rule 9.8B, stating basically "participants will go for the record shots once a sighter is out of the sighter ring", the District will not enforce the rule but coaches must report sighters out of the ring to the range officer. The decision on scoring challenges will accomplished using the "protest" feature in the Orion system, not using a plug as stated in NRA rule 10.10.6.1.

AWARDS: Awards will be presented after scores have been tabulated following the contest.

LIABILITY FORM: A liability form will be required for every participant. It must be completed and signed by both the contestant and the parents prior to participation. **This form must be received in the District Office by March 23, 2018.**

RANGE OFFICER: The range officer will run the range, monitor safety and conduct, verify targets and assist shooters as necessary. The range officer will make note of cross-over shots, excessive shots, sighting shots out of sighting bull or other irregularities at the time they occur and make notations on targets to facilitate the scoring process. The range officer will receive protests and make a decision on whether or not to uphold the protest. He may choose to consult with the head scorer to pass judgment on a protest concerning scoring.

SAFETY: All firearms, whether being carried, at rest in vehicles near the range, or at rest, will be unloaded and will have bolts open except when on firing line in the process of firing. All firearms are required to have "open bolt indicators" (OBI's) until called to firing point and preparation time, when a match is completed and when cease fire is called. All rifles will remain in a case or appropriate rifle stand at all times until the participants are instructed by the range officer to take them to the firing line. A total of four coaches will be allowed on the firing line with each four-member team. A safety committee consisting of one person per participating county will be appointed by the safety committee chairpersons prior to the contest, with three persons on duty at any one time. It will be the responsibility of these persons to monitor the safe conduct and handling of firearms of all persons present in and around the contest location and to either immediately correct the situation or report the infraction to the range officer.

CONDUCT: Violation of accepted rules of safety and conduct on the range will, at the discretion of the range officer, disqualify a contestant, or in the case of a coach, result in the removal of the coach from the firing line.

DISTRICT RULES: The following rules have been set by the District Shooting Sports Committee:

1) Coaches will be responsible for safety of equipment (e.g., Trigger pull); however, the selected range officer will have the authority to deem something unsafe and make corrections at time of the contest.

2) NRA rules will be followed except as noted. State rules apply at District Contest.

3) Adequate and appropriate eye and ear protection is required for all persons on the firing line during live firing at all 4-H shooting sports events and activities at all levels (state, district, county and club) with the following exceptions.

4) Individuals will register themselves for this event. ***If families are required to pay the registration fee on 4-H Connect, they may only use a credit card or debit card. No personal checks may be sent to the Texas 4-H Foundation for payment. If counties are paying for all contestants, they may send ONE COUNTY Check for all participants and it must be in the Foundation Office BEFORE the contest! Checks are to be made out to Texas 4-H Foundation.***

5) There will be a charge of $1.00 per challenge of target scoring. Juniors, Junior Intermediates, and Intermediates will be allowed to have a coach present during the challenge. Senior shooters must challenge by themselves.

6) Firing Positions for each age division are as follows:

Division	Prone Targets	Kneeling Targets	Standing Targets	Time Allotted
Junior 3rd-5th Grade	2	0	0	30
Junior Intermediate 6th-7th Grade	2	1	0	45
Intermediate 8th Grade	1	1	1	45
Senior 9th-12th Grade	2	2	2	90

Maps

Soil Judging, Range & Pasture ID, Range Evaluation, Mohair Judging, and Wool Judging

Gillespie County Fairgrounds
530 Fair Drive
Fredericksburg, TX 78624

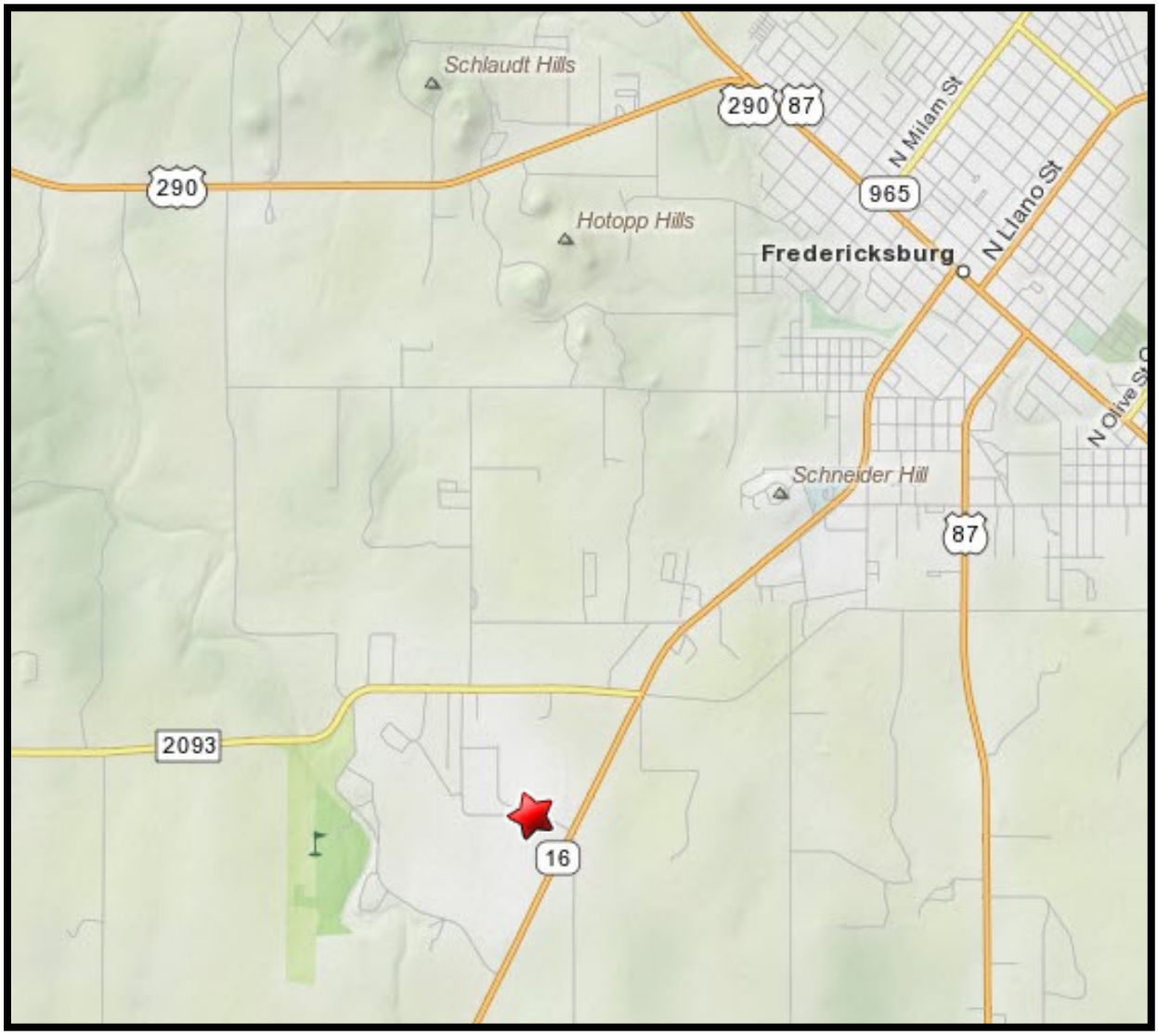

Leaders 4 Life

First Baptist Fredericksburg
1407 E. Main Street
Fredericksburg, TX 78624

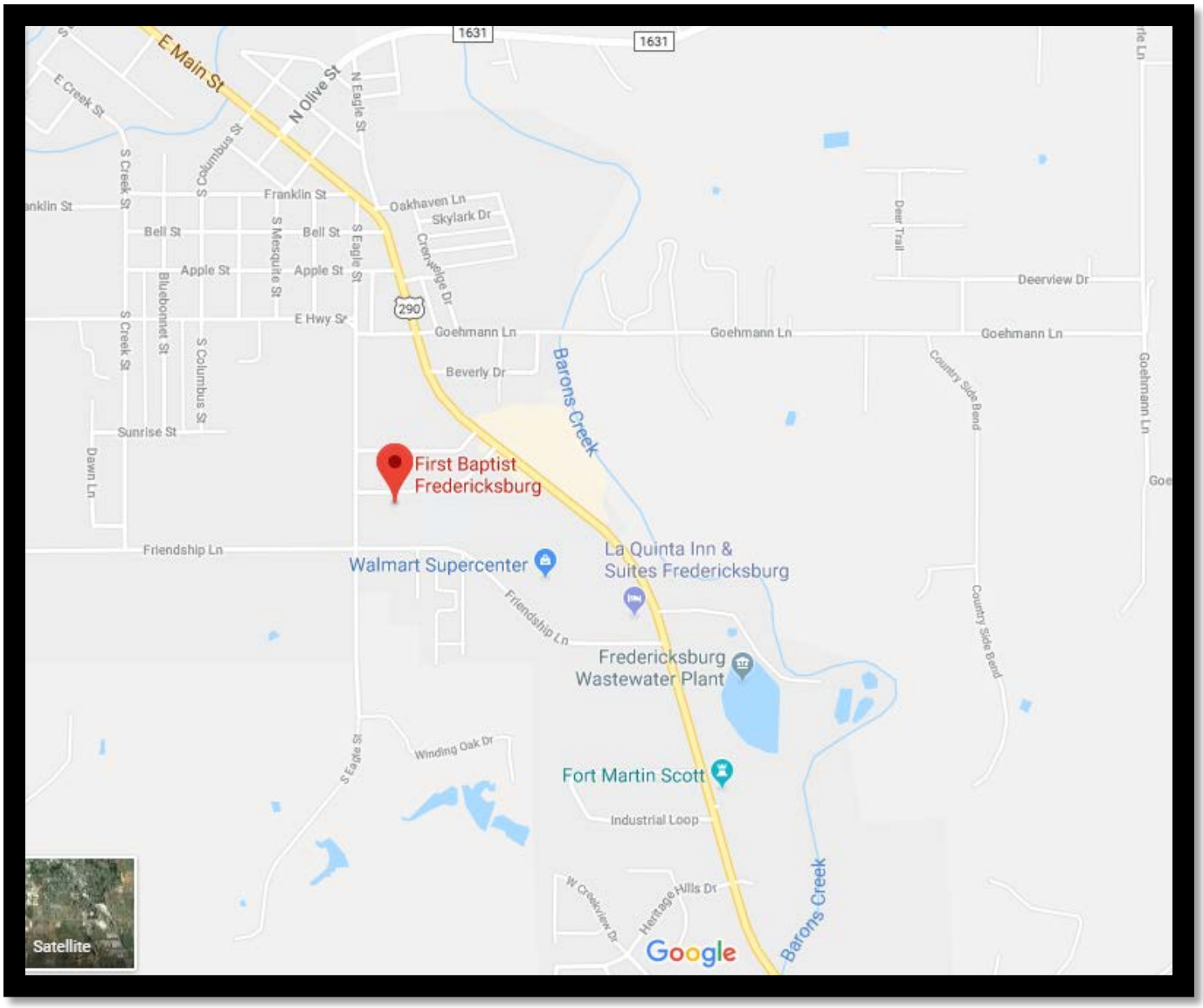

Duds to Dazzle, Fashion Show, and Share-The-Fun

Fredericksburg United Methodist Church

1800 North Llano
Fredericksburg, TX 78624

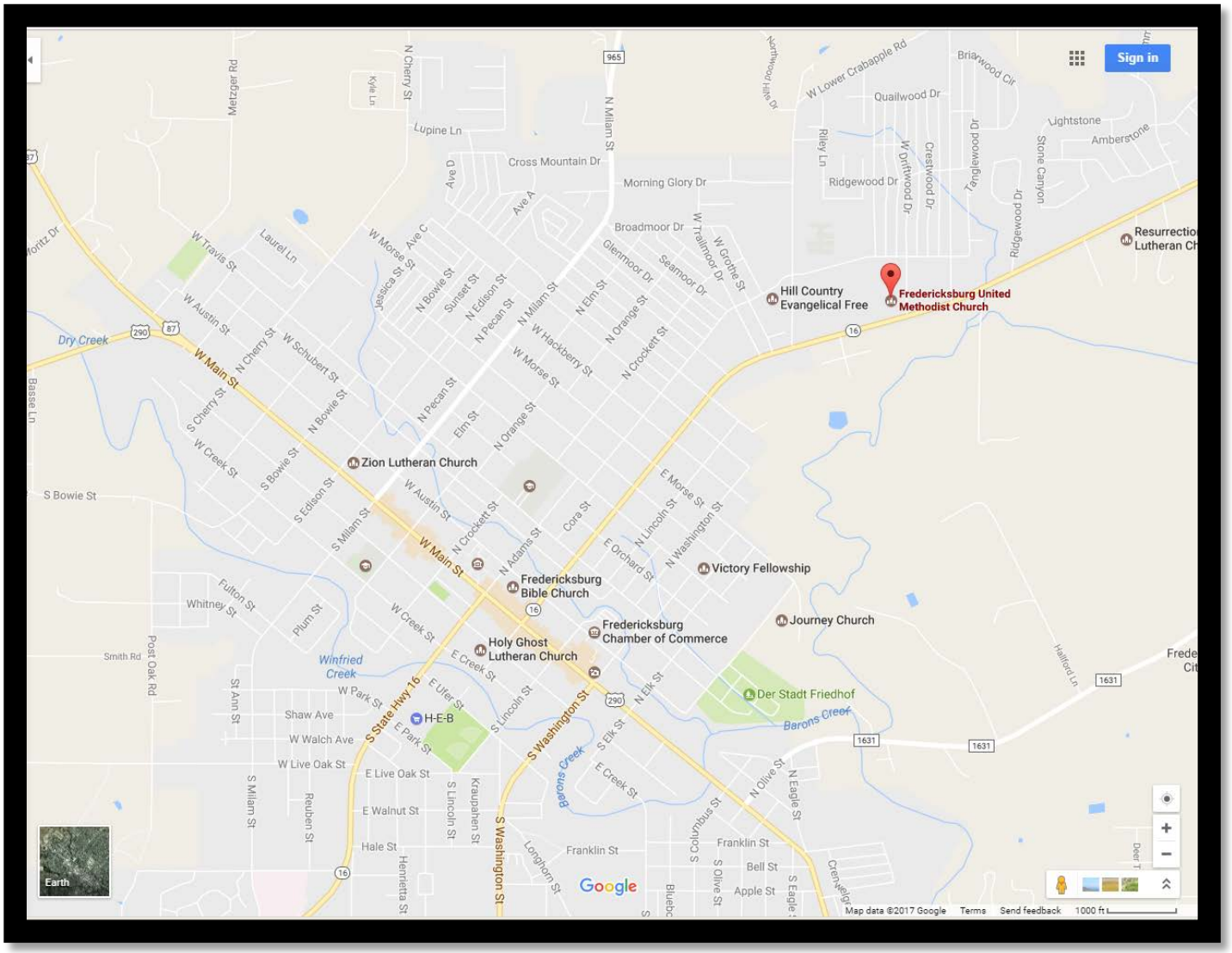

Livestock Judging

Mansfield Park
2886 HWY 16 N
Bandera, TX 78003

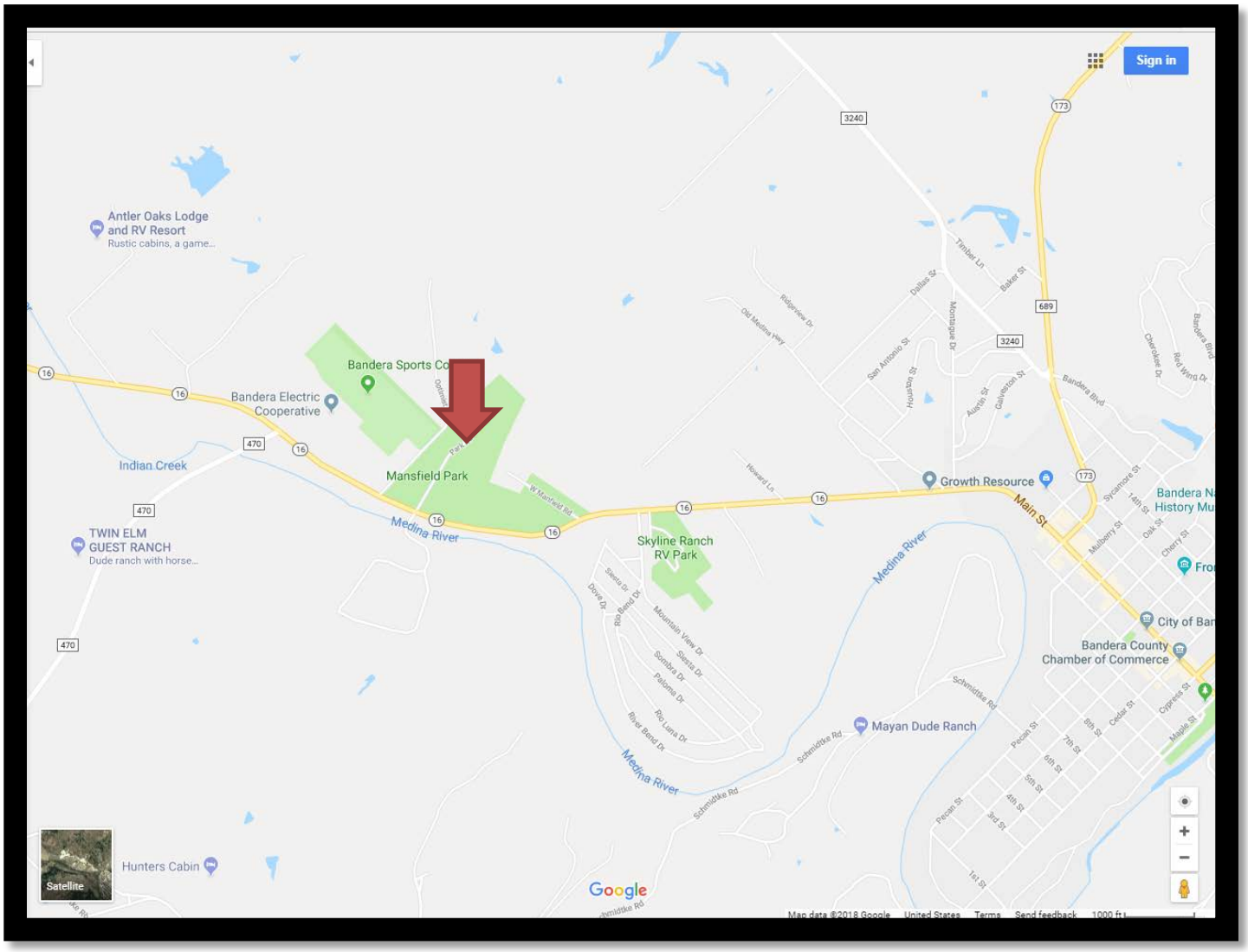

Small Bore Rifle Contest

Victoria County 4-H Activity Center
259 Bachelor Drive
Victoria, TX 77904

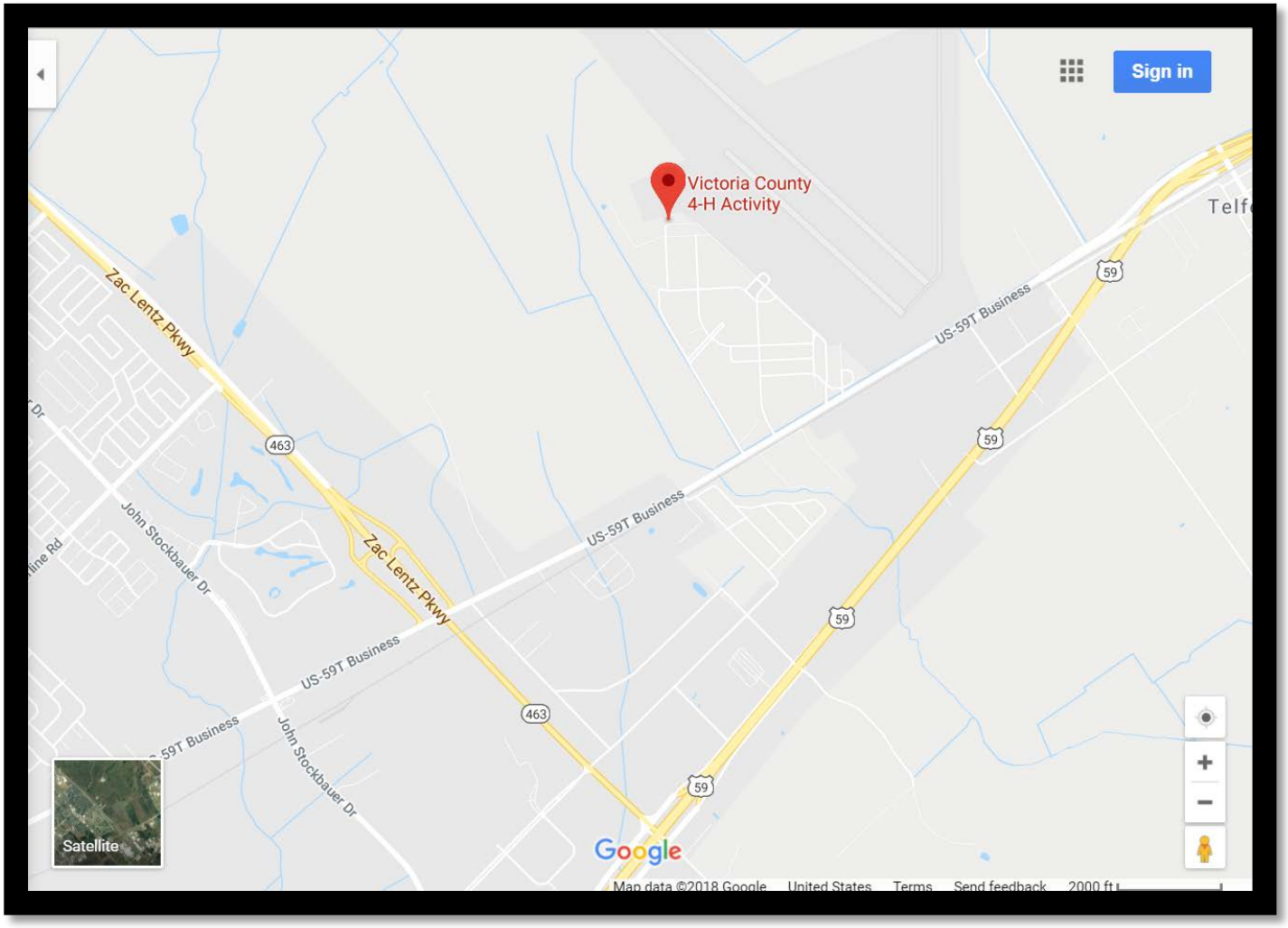

4-H Motto and Pledge

In support of the 4-H Club Motto: To Make the Best Better

I pledge: My Head to clearer thinking, My Heart to greater loyalty, My Hands to larger service, and My Health to better living, for my club, my community, my country, and my world